

LEA Name: Carlisle Area SD  
Address 623 W. Penn St.  
City Carlisle, PA 17013-

Class Size: 2

County: Cumberland  
AUN Number: 115211103

**Pennsylvania Department of Education  
Comptroller's Office**


**Annual Financial Report , PDE-2057**

School District, AVTS/CTC, Special Program Jointures, and Charter School

For the Fiscal Year Ending  
06/30/2013

**CERTIFICATION: By signing this page I agree that the electronic file submitted is a complete and accurate statement of the financial operations and status of the local education agency for the fiscal year. It has been prepared in accordance with generally accepted accounting principles and established Commonwealth of PA reporting guidelines.**


John W. Friend  
Chief School Administrator



(Signature required)

12-9-13  
Date

Shawn J. Farr  
Board Secretary



(Signature required)

12-9-13  
Date

Shawn Farr  
Contact Person

(717) 240-6800 Ext. 16808  
Contact Person Telephone Number

farrs@carliseschools.org  
Contact Person E-mail Address

(717) 240-6898  
Contact Person Fax Number

Mail original signed coversheet to: Bureau of Accounting and Financial Management, Central Agencies and School Finance, 555 Walnut St - 9th Floor, Harrisburg, PA 17101 ATTN: AFR

**Audit Certification**  
**Annual Financial Report:**  
For the Fiscal Year Ending 06/30/2013  
(Pursuant to PA School Code Section 218(b))

LEA Name: Carlisle Area SD  
AUN Number: 115211103  
County: Cumberland

|   |
|---|
| <b>Audit Certification Due:</b><br>12/31/2013 |
|---|

This certification is applicable to:

Indicate if the school audit was completed prior to submission of this form

- Orig. Annual Financial Report submitted to Comptroller Operations: 12-08-13
- Annual Financial Report revisions submitted on:

- Yes, audit has been completed
- No, audit has not been completed


Auditing Firm:

Smith Elliott Kearns & Co. LLC  
804 Wayne Ave.  
Chambersburg, PA 17201

Auditor Contact Name: Kevin Stouffer  
Auditor Phone: 717-263-3910  
Auditor E-mail: kstouffer@sek.com


CERTIFICATION: By signing this page I agree that the financial statements of the school have been properly audited as noted above pursuant to Article XXIV, and in the auditor's professional opinion, the Annual Financial Report (PDE-2057) submitted on the date referenced is materially consistent with the audited financial statements.

Chief School Administrator

  
\_\_\_\_\_  
Signature  
John W. Friend

12-19-13  
\_\_\_\_\_  
Date

Board Secretary

  
\_\_\_\_\_  
Signature  
Shawn J. Farr

12-19-13  
\_\_\_\_\_  
Date

AFR Contact Person: Shawn Farr  
Email: farrs@carliseschools.org

Phone: 7172406800 Ext: 16808  
FAX: 7172406898

Mail completed form to:

Bureau of Accounting and Financial Management, Central Agencies and School Finance, 555 Walnut St - 9th Floor, Harrisburg, PA 17101 ATTN: AFR

NOTE: A new Audit Certification form is due with each AFR Revision.

| Amounts Expressed in Whole Dollars                     |  | General<br>(10)   | Public Purpose<br>Trust<br>(27) | Other Compt<br>Approved<br>(28) | Athletic/<br>Activity<br>(29) | Capital Reserve<br>(690,1850)<br>(31) |
|--|--|-------------------|---------------------------------|---------------------------------|-------------------------------|---------------------------------------|
| <b>ASSETS AND DEFERRED OUTFLOWS OF RESOURCES</b>       |  |                   |                                 |                                 |                               |                                       |
| <b>Assets</b>  |  |                   |                                 |                                 |                               |                                       |
| 0100   | Cash and Cash Equivalents                            | 24,647,114        |                                 |                                 |                               |                                       |
| 0110   | Investments  |                   |                                 |                                 |                               |                                       |
| 0120   | Taxes Receivable (Net)                               | 3,127,586         |                                 |                                 |                               |                                       |
| 0130   | Due From Other Funds                                 |                   |                                 |                                 |                               |                                       |
| 0141   | Due from Other Governments                           | 8,904             |                                 |                                 |                               |                                       |
| 0142   | State Revenue Receivable                             | 802,326           |                                 |                                 |                               |                                       |
| 0143   | Federal Revenue Receivable                           | 102,454           |                                 |                                 |                               |                                       |
| 0145   | Other Intergovernmental Revenue Receivable           |                   |                                 |                                 |                               |                                       |
| 0146   | Due From Primary Governments                         |                   |                                 |                                 |                               |                                       |
| 0147   | Due From Component Units                             |                   |                                 |                                 |                               |                                       |
| 0150   | Other Receivables (Include Bond Proceeds Receivable) | 182,486           |                                 |                                 |                               |                                       |
| 0160   | Advances to Other Funds (Long-Term Loans)            |                   |                                 |                                 |                               |                                       |
| 0170   | Inventories  | 2,276             |                                 |                                 |                               |                                       |
| 0180   | Prepaid Expenses / Expenditures                      | 28,457            |                                 |                                 |                               |                                       |
| 0190   | Other Current Assets                                 |                   |                                 |                                 |                               |                                       |
| <b>TOTAL ASSETS</b>                                    |  | <b>28,901,603</b> |                                 |                                 |                               |                                       |
| 0910   | Deferred Outflows Of Resources                       |                   |                                 |                                 |                               |                                       |
| <b>TOTAL ASSETS AND DEFERRED OUTFLOWS OF RESOURCES</b> |  | <b>28,901,603</b> |                                 |                                 |                               |                                       |

| Capital Reserve<br>1432<br>(32) | Other Capital<br>Projects Funds<br>(39) | Debt<br>Service<br>(40) | Permanent<br>(90) | Total<br>Governmental<br>Funds |               |
|---------------------------------|---|-------------------------|-------------------|--------------------------------|---------------|
|                                 |   |                         |                   |                                | <b>Assets</b> |
| 7,932,942                       | 21,535,490                              |                         |                   | 54,115,546                     | 0100          |
| 7,615,525                       |   |                         |                   | 7,615,525                      | 0110          |
|                                 |   |                         |                   | 3,127,586                      | 0120          |
| 2,043,018                       | 2,988,957                               |                         |                   | 5,031,975                      | 0130          |
|                                 |   |                         |                   | 8,904                          | 0141          |
|                                 |   |                         |                   | 802,326                        | 0142          |
|                                 |   |                         |                   | 102,454                        | 0143          |
|                                 |   |                         |                   |                                | 0145          |
|                                 |   |                         |                   |                                | 0146          |
|                                 |   |                         |                   |                                | 0147          |
|                                 |   |                         |                   | 182,486                        | 0150          |
|                                 |   |                         |                   |                                | 0160          |
|                                 |   |                         |                   | 2,276                          | 0170          |
|                                 |   |                         |                   | 28,457                         | 0180          |
|                                 |   |                         |                   |                                | 0190          |
| <b>17,591,485</b>               | <b>24,524,447</b>                       |                         |                   | <b>71,017,535</b>              |               |
|                                 |   |                         |                   |                                | 0910          |
| <b>17,591,485</b>               | <b>24,524,447</b>                       |                         |                   | <b>71,017,535</b>              |               |

| Amounts Expressed in Whole Dollars  |  | General<br>(10)   | Public Purpose<br>Trust<br>(27) | Other Compt<br>Approved<br>(28) | Athletic/<br>Activity<br>(29) | Capital Reserve<br>(690,1850)<br>(31) |
|---|--|-------------------|---------------------------------|---------------------------------|-------------------------------|---------------------------------------|
| <b>LIABILITIES AND DEFERRED INFLOWS OF RESOURCES AND FUND BALANCES</b>    |  |                   |                                 |                                 |                               |                                       |
| <b>Liabilities</b>  |  |                   |                                 |                                 |                               |                                       |
| 0400  | Due to Other Funds                                 | 4,873,394         |                                 |                                 |                               |                                       |
| 0411  | Due to Other Governments                           |                   |                                 |                                 |                               |                                       |
| 0412  | Due to Primary Government                          |                   |                                 |                                 |                               |                                       |
| 0413  | Due to Component Units                             |                   |                                 |                                 |                               |                                       |
| 0420  | Accounts Payable                                   | 1,611,850         |                                 |                                 |                               |                                       |
| 0430  | Contracts Payable                                  |                   |                                 |                                 |                               |                                       |
| 0440  | Curr. Portion of LT Debt (incl. ST Comp Abs, OPEB) |                   |                                 |                                 |                               |                                       |
| 0450  | Short-Term Payables                                |                   |                                 |                                 |                               |                                       |
| 0461  | Accrued Salaries and Benefits                      | 3,477,340         |                                 |                                 |                               |                                       |
| 0462  | Payroll Deductions and Withholdings                |                   |                                 |                                 |                               |                                       |
| 0470  | Advances from Other Funds                          |                   |                                 |                                 |                               |                                       |
| 0480  | Deferred Revenues                                  |                   |                                 |                                 |                               |                                       |
| 0490  | Other Current Liabilities                          |                   |                                 |                                 |                               |                                       |
| <b>TOTAL LIABILITIES</b>  |  | <b>9,962,584</b>  |                                 |                                 |                               |                                       |
| 0950  | Deferred Inflows Of Resources                      | 628,162           |                                 |                                 |                               |                                       |
| <b>Fund Balances</b>  |  |                   |                                 |                                 |                               |                                       |
| 0810  | Nonspendable Fund Balance                          | 30,733            |                                 |                                 |                               |                                       |
| 0820  | Restricted Fund Balance                            |                   |                                 |                                 |                               |                                       |
| 0830  | Committed Fund Balance                             | 5,667,986         |                                 |                                 |                               |                                       |
| 0840  | Assigned Fund Balance                              | 1,535,000         |                                 |                                 |                               |                                       |
| 0850  | Unassigned Fund Balance                            | 11,077,138        |                                 |                                 |                               |                                       |
| <b>TOTAL FUND BALANCES</b>  |  | <b>18,310,857</b> |                                 |                                 |                               |                                       |
| <b>TOTAL LIABILITIES, DEFERRED INFLOWS OF RESOURCES AND FUND BALANCES</b> |  | <b>28,901,603</b> |                                 |                                 |                               |                                       |

| Capital Reserve<br>1432<br>(32) | Other Capital<br>Projects Funds<br>(39) | Debt<br>Service<br>(40) | Permanent<br>(90) | Total<br>Governmental<br>Funds |                      |
|---------------------------------|---|-------------------------|-------------------|--------------------------------|----------------------|
|                                 |   |                         |                   |                                | <b>Liabilities</b>   |
|                                 |   |                         |                   | 4,873,394                      | 0400                 |
|                                 |   |                         |                   |                                | 0411                 |
|                                 |   |                         |                   |                                | 0412                 |
|                                 |   |                         |                   |                                | 0413                 |
| 96,574                          | 5,666,155                               |                         |                   | 7,374,579                      | 0420                 |
|                                 |   |                         |                   |                                | 0430                 |
|                                 |   |                         |                   |                                | 0440                 |
|                                 |   |                         |                   |                                | 0450                 |
|                                 |   |                         |                   | 3,477,340                      | 0461                 |
|                                 |   |                         |                   |                                | 0462                 |
|                                 |   |                         |                   |                                | 0470                 |
|                                 |   |                         |                   |                                | 0480                 |
|                                 |   |                         |                   |                                | 0490                 |
| <b>96,574</b>                   | <b>5,666,155</b>                        |                         |                   | <b>15,725,313</b>              |                      |
|                                 |   |                         |                   | 628,162                        | 0950                 |
|                                 |   |                         |                   |                                | <b>Fund Balances</b> |
|                                 |   |                         |                   | 30,733                         | 0810                 |
| 17,494,911                      | 14,214,140                              |                         |                   | 31,709,051                     | 0820                 |
|                                 | 4,644,152                               |                         |                   | 10,312,138                     | 0830                 |
|                                 |   |                         |                   | 1,535,000                      | 0840                 |
|                                 |   |                         |                   | 11,077,138                     | 0850                 |
| <b>17,494,911</b>               | <b>18,858,292</b>                       |                         |                   | <b>54,664,060</b>              |                      |
| <b>17,591,485</b>               | <b>24,524,447</b>                       |                         |                   | <b>71,017,535</b>              |                      |

Amounts Expressed in Whole Dollars

|   | General<br>(10)    | Public Purpose<br>Trust<br>(27) | Other Compt<br>Approved<br>(28) | Athletic/<br>Activity<br>(29) | Capital Reserve<br>(690,1850)<br>(31) |
|---|--------------------|---------------------------------|---------------------------------|-------------------------------|---------------------------------------|
| <b>REVENUES</b>   |                    |                                 |                                 |                               |                                       |
| 6000 Local Sources  | 48,371,927         |                                 |                                 |                               |                                       |
| 7000 State Sources  | 20,235,518         |                                 |                                 |                               |                                       |
| 8000 Federal Sources  | 1,489,532          |                                 |                                 |                               |                                       |
| <b>TOTAL REVENUES</b>   | <b>70,096,977</b>  |                                 |                                 |                               |                                       |
| <b>EXPENDITURES</b>   |                    |                                 |                                 |                               |                                       |
| 1000 Instruction  | 34,928,158         |                                 |                                 |                               |                                       |
| 2000 Support Services   | 19,972,077         |                                 |                                 |                               |                                       |
| 3000 Noninstructional Services  | 1,096,036          |                                 |                                 |                               |                                       |
| 4000 Fac Acq, Const, and Imp  | 134,433            |                                 |                                 |                               |                                       |
| 5110 Debt Service (Principal & Interest)                                | 6,279,458          |                                 |                                 |                               |                                       |
| 5130 Refund of Prior Year Receipts                                      | 6,946              |                                 |                                 |                               |                                       |
| 5140 Short Term Borrowing – Interests and Costs                         | 8,872              |                                 |                                 |                               |                                       |
| <b>TOTAL EXPENDITURES</b>   | <b>62,425,980</b>  |                                 |                                 |                               |                                       |
| <b>EXCESS (DEFICIENCY) OF REVENUES OVER EXPENDITURES</b>                | <b>7,670,997</b>   |                                 |                                 |                               |                                       |
| <b>OTHER FINANCING SOURCES (USES)</b>                                   |                    |                                 |                                 |                               |                                       |
| 9110 Bonds Issued (Face Value) (Do not include Refunded Bonds)          |                    |                                 |                                 |                               |                                       |
| 9120 Refunding Bonds Issued   |                    |                                 |                                 |                               |                                       |
| 9130 Bond Premiums  |                    |                                 |                                 |                               |                                       |
| 9200 Proceeds From Extended Term Financing                              |                    |                                 |                                 |                               |                                       |
| 9300 Interfund Transfers - IN (from other funds)                        | 107,765            |                                 |                                 |                               |                                       |
| 9400 Sale / Compensation for Fixed Assets                               | 165                |                                 |                                 |                               |                                       |
| 9500 Capital Contributions  |                    |                                 |                                 |                               |                                       |
| 9710 Transfers from Component Unit                                      |                    |                                 |                                 |                               |                                       |
| 9720 Transfers From Primary Govt  |                    |                                 |                                 |                               |                                       |
| 9900 Other Financing Sources Not Listed (9000 Series)                   | 80,048             |                                 |                                 |                               |                                       |
| 5120 Debt Service - Refunded Bond Issues (Pmt to Ref Bond Escrow Agent) |                    |                                 |                                 |                               |                                       |
| 5150 Bond Discounts   |                    |                                 |                                 |                               |                                       |
| 5200 Interfund Transfers - Out (to other funds)                         | 5,302,903          |                                 |                                 |                               |                                       |
| 5300 Transfer to Component Unit or Primary Government                   |                    |                                 |                                 |                               |                                       |
| <b>TOTAL OTHER FINANCING SOURCES (USES)</b>                             | <b>(5,114,925)</b> |                                 |                                 |                               |                                       |

| Capital Reserve<br>1432<br>(32) | Other Capital<br>Projects Funds<br>(39) | Debt<br>Service<br>(40) | Permanent<br>(90) | Total<br>Governmental<br>Funds |      |
|---------------------------------|---|-------------------------|-------------------|--------------------------------|------|
| 57,228                          | 103,295                                 |                         |                   | 48,532,450                     | 6000 |
|                                 |   |                         |                   | 20,235,518                     | 7000 |
|                                 |   |                         |                   | 1,489,532                      | 8000 |
| <b>57,228</b>                   | <b>103,295</b>                          |                         |                   | <b>70,257,500</b>              |      |
|                                 |   |                         |                   | 34,928,158                     | 1000 |
|                                 |   |                         |                   | 19,972,077                     | 2000 |
|                                 |   |                         |                   | 1,096,036                      | 3000 |
| 1,689,609                       | 17,435,587                              |                         |                   | 19,259,629                     | 4000 |
|                                 |   |                         |                   | 6,279,458                      | 5110 |
|                                 |   |                         |                   | 6,946                          | 5130 |
|                                 |   |                         |                   | 8,872                          | 5140 |
| <b>1,689,609</b>                | <b>17,435,587</b>                       |                         |                   | <b>81,551,176</b>              |      |
| <b>(1,632,381)</b>              | <b>(17,332,292)</b>                     |                         |                   | <b>(11,293,676)</b>            |      |
|                                 |   |                         |                   |                                | 9110 |
|                                 |   |                         |                   |                                | 9120 |
|                                 |   |                         |                   |                                | 9130 |
|                                 |   |                         |                   |                                | 9200 |
| 2,094,880                       | 3,013,829                               |                         |                   | 5,216,474                      | 9300 |
|                                 |   |                         |                   | 165                            | 9400 |
|                                 |   |                         |                   |                                | 9500 |
|                                 |   |                         |                   |                                | 9710 |
|                                 |   |                         |                   |                                | 9720 |
|                                 |   |                         |                   | 80,048                         | 9900 |
|                                 |   |                         |                   |                                | 5120 |
|                                 |   |                         |                   |                                | 5150 |
|                                 |   |                         |                   | 5,302,903                      | 5200 |
|                                 |   |                         |                   |                                | 5300 |
| <b>2,094,880</b>                | <b>3,013,829</b>                        |                         |                   | <b>(6,216)</b>                 |      |



Amounts Expressed in Whole Dollars

|  | General<br>(10)                         | Public Purpose<br>Trust<br>(27) | Other Compt<br>Approved<br>(28) | Athletic/<br>Activity<br>(29) | Capital Reserve<br>(690,1850)<br>(31) |
|--|---|---------------------------------|---------------------------------|-------------------------------|---------------------------------------|
| <b>SPECIAL AND EXTRAORDINARY ITEMS</b> |   |                                 |                                 |                               |                                       |
| 8888                                   | Special Items                           |                                 |                                 |                               |                                       |
| 8889                                   | Extraordinary Items                     |                                 |                                 |                               |                                       |
| <b>NET CHANGE IN FUND BALANCES</b>     | <b>2,556,072</b>                        |                                 |                                 |                               |                                       |
| 0040                                   | Fund Balance - Beginning of Fiscal Year |                                 |                                 |                               |                                       |
| 0050                                   | Prior Period Adjustment                 |                                 |                                 |                               |                                       |
| <b>FUND BALANCE - END OF YEAR</b>      | <b>18,310,857</b>                       |                                 |                                 |                               |                                       |

| Capital Reserve<br>1432<br>(32) | Other Capital<br>Projects Funds<br>(39) | Debt<br>Service<br>(40) | Permanent<br>(90) | Total<br>Governmental<br>Funds |      |
|---------------------------------|---|-------------------------|-------------------|--------------------------------|------|
|                                 |   |                         |                   |                                | 8888 |
|                                 |   |                         |                   |                                | 8889 |
| <b>462,499</b>                  | <b>(14,318,463)</b>                     |                         |                   | <b>(11,299,892)</b>            |      |
| 17,032,412                      | 33,176,755                              |                         |                   | 65,963,952                     | 0040 |
|                                 |   |                         |                   |                                | 0050 |
| <b>17,494,911</b>               | <b>18,858,292</b>                       |                         |                   | <b>54,664,060</b>              |      |

| Amounts Expressed in Whole Dollars                       |   | Budgeted Amounts  |                   | Actual<br>(Budgetary<br>Basis) | Variance With<br>Final Budget<br>Positive<br>(Negative) |
|--|---|-------------------|-------------------|--------------------------------|---|
|  |   | Original          | Final             |                                |   |
| <b>REVENUES</b>  |   |                   |                   |                                |   |
| 6000   | Local Sources                               | 45,000,600        | 45,000,600        | 48,371,927                     | 3,371,327   |
| 7000   | State Sources                               | 20,052,000        | 20,052,000        | 20,235,518                     | 183,518   |
| 8000   | Federal Sources                             | 1,365,000         | 1,365,000         | 1,489,532                      | 124,532   |
| <b>TOTAL REVENUES</b>                                    |   | <b>66,417,600</b> | <b>66,417,600</b> | <b>70,096,977</b>              | <b>3,679,377</b>  |
| <b>EXPENDITURES</b>                                      |   |                   |                   |                                |   |
| 1100   | Regular Programs                            | 26,065,540        | 26,065,540        | 23,858,033                     | 2,207,507   |
| 1200   | Special Programs                            | 7,480,599         | 7,480,599         | 7,247,170                      | 233,429   |
| 1300   | Vocational Programs                         | 1,485,643         | 1,485,643         | 1,350,889                      | 134,754   |
| 1400   | Other Instructional Programs                | 2,030,354         | 2,030,354         | 2,015,301                      | 15,053  |
| 1500   | Nonpublic School Programs                   | 4,735             | 4,735             | 6,301                          | (1,566)   |
| 1600   | Adult Education Programs                    | 5,350             | 5,350             | 450,464                        | (445,114)   |
| 1700   | Community/Junior College Programs           | 476,000           | 476,000           |                                | 476,000   |
| 1800   | Pre-Kindergarten                            |                   |                   |                                |   |
| 2100   | Pupil Personnel Services                    | 3,342,245         | 3,342,245         | 3,474,727                      | (132,482)   |
| 2200   | Instructional Staff Services                | 1,907,378         | 1,907,378         | 1,822,365                      | 85,013  |
| 2300   | Administrative Services                     | 3,619,310         | 3,619,310         | 3,154,761                      | 464,549   |
| 2400   | Pupil Health                                | 1,020,519         | 1,020,519         | 948,050                        | 72,469  |
| 2500   | Business Services                           | 881,275           | 881,275           | 620,172                        | 261,103   |
| 2600   | Operation and Maintenance of Plant Services | 5,337,050         | 5,337,050         | 4,981,523                      | 355,527   |
| 2700   | Student Transportation Services             | 3,170,734         | 3,170,734         | 3,112,249                      | 58,485  |
| 2800   | Central & Other Support Services            | 1,443,608         | 1,443,608         | 1,802,675                      | (359,067)   |
| 2900   | Other Support Services                      | 56,000            | 56,000            | 55,555                         | 445   |
| 3100   | Food Services                               |                   |                   |                                |   |
| 3200   | Student Activities                          | 1,099,042         | 1,099,042         | 1,086,974                      | 12,068  |
| 3300   | Community Services                          | 12,218            | 12,218            | 8,643                          | 3,575   |
| 3400   | Scholarships and Awards                     |                   |                   | 420                            | (420)   |
| 4000   | Fac Acq, Const, and Imp                     |                   |                   | 134,433                        | (134,433)   |
| 5110   | Debt Service (Principal & Interest)         | 6,870,000         | 6,870,000         | 6,279,458                      | 590,542   |
| 5130   | Refund of Prior Year Receipts               |                   |                   | 6,946                          | (6,946)   |
| 5140   | Short Term Borrowing – Interests and Costs  |                   |                   | 8,872                          | (8,872)   |
| <b>TOTAL EXPENDITURES</b>                                |   | <b>66,307,600</b> | <b>66,307,600</b> | <b>62,425,981</b>              | <b>3,881,619</b>  |
| <b>EXCESS (DEFICIENCY) OF REVENUES OVER EXPENDITURES</b> |   | <b>110,000</b>    | <b>110,000</b>    | <b>7,670,996</b>               | <b>7,560,996</b>  |

| Amounts Expressed in Whole Dollars          |  | Budgeted Amounts |                  | Actual             | Variance With                    |
|---|--|------------------|------------------|--------------------|----------------------------------|
|   |  | Original         | Final            | (Budgetary Basis)  | Final Budget Positive (Negative) |
| <b>OTHER FINANCING SOURCES (USES)</b>       |  |                  |                  |                    |                                  |
| 9100  | Sale of Bonds                                    |                  |                  |                    |                                  |
| 9200  | Proceeds From Extended Term Financing            |                  |                  |                    |                                  |
| 9300  | Interfund Transfers - IN (from other funds)      |                  |                  | 107,765            | 107,765                          |
| 9400  | Sale / Compensation for Fixed Assets             |                  |                  | 165                | 165                              |
| 9700  | Transfers from Comp Unit / Primary Govt          |                  |                  |                    |                                  |
| 9900  | Other Financing Sources Not Listed (9000 Series) |                  |                  | 80,048             | 80,048                           |
| 5120  | Debt Service - Refunded Bond Issues              |                  |                  |                    |                                  |
| 5150  | Bond Discounts                                   |                  |                  |                    |                                  |
| 5200  | Interfund Transfers - Out (to other funds)       |                  |                  | 5,302,903          | (5,302,903)                      |
| 5300  | Transfer to Component Unit or Primary Government |                  |                  |                    |                                  |
| 5900  | Budgetary Reserve                                | 610,000          | 610,000          |                    | 610,000                          |
| <b>TOTAL OTHER FINANCING SOURCES (USES)</b> |  | <b>(610,000)</b> | <b>(610,000)</b> | <b>(5,114,925)</b> | <b>(4,504,925)</b>               |
| <b>SPECIAL AND EXTRAORDINARY ITEMS</b>      |  |                  |                  |                    |                                  |
| 8888  | Special Items                                    |                  |                  |                    |                                  |
| 8889  | Extraordinary Items                              |                  |                  |                    |                                  |
| <b>NET CHANGE IN FUND BALANCES</b>          |  | <b>(500,000)</b> | <b>(500,000)</b> | <b>2,556,071</b>   | <b>3,056,071</b>                 |
| 0040  | Fund Balance - Beginning of Fiscal Year          |                  |                  | 15,754,785         | 15,754,785                       |
| 0050  | Prior Period Adjustment                          |                  |                  |                    |                                  |
| <b>FUND BALANCE - END OF YEAR</b>           |  | <b>(500,000)</b> | <b>(500,000)</b> | <b>18,310,856</b>  | <b>18,810,856</b>                |

Amounts Expressed in Whole Dollars

|   | Food<br>Service<br>(51) | Child Care<br>Operations<br>(52) | Other<br>Enterprise<br>Funds<br>(58) | TOTAL          | Internal<br>Service<br>(60) |
|---|-------------------------|----------------------------------|--------------------------------------|----------------|-----------------------------|
| <b>ASSETS AND DEFERRED OUTFLOWS OF RESOURCES</b>      |                         |                                  |                                      |                |                             |
| <b>Current Assets:</b>                                |                         |                                  |                                      |                |                             |
| 0100  |                         |                                  |                                      |                |                             |
| 0110  |                         |                                  |                                      |                |                             |
| 0130  |                         |                                  |                                      |                |                             |
| 0141  |                         |                                  |                                      |                |                             |
| 0146  |                         |                                  |                                      |                |                             |
| 0147  |                         |                                  |                                      |                |                             |
| 0150  |                         |                                  |                                      |                |                             |
| 0170  |                         |                                  |                                      |                |                             |
| 0180  |                         |                                  |                                      |                |                             |
| 0190  |                         |                                  |                                      |                |                             |
| <b>Total Current Assets</b>                           | <b>233,086</b>          |                                  |                                      | <b>233,086</b> | <b>3,123,928</b>            |
| <b>Noncurrent Assets:</b>                             |                         |                                  |                                      |                |                             |
| 0108  |                         |                                  |                                      |                |                             |
| 0160  |                         |                                  |                                      |                |                             |
| 0211  |                         |                                  |                                      |                |                             |
| 0212  |                         |                                  |                                      |                |                             |
| 0220  |                         |                                  |                                      |                |                             |
| 0230  |                         |                                  |                                      |                |                             |
| 0250  |                         |                                  |                                      |                |                             |
| 0260  |                         |                                  |                                      |                |                             |
| <b>Total NonCurrent Assets</b>                        | <b>325,763</b>          |                                  |                                      | <b>325,763</b> |                             |
| 0910  |                         |                                  |                                      |                |                             |
| <b>TOTAL ASSETS AND DEFERRED OUTFLOW OF RESOURCES</b> | <b>558,849</b>          |                                  |                                      | <b>558,849</b> | <b>3,123,928</b>            |

Amounts Expressed in Whole Dollars

|  | Food<br>Service<br>(51) | Child Care<br>Operations<br>(52) | Other<br>Enterprise<br>Funds<br>(58) | TOTAL          | Internal<br>Service<br>(60) |
|--|-------------------------|----------------------------------|--------------------------------------|----------------|-----------------------------|
| <b>LIABILITIES, DEFERRED INFLOWS OF RESOURCES AND NET POSITION</b>       |                         |                                  |                                      |                |                             |
| <b>Current Liabilities:</b>  |                         |                                  |                                      |                |                             |
| 0400 Due to Other Funds  |                         |                                  | 131,287                              | 131,287        |                             |
| 0411 Due to Other Governments  |                         |                                  |                                      |                |                             |
| 0413 Due to Component Units  |                         |                                  |                                      |                |                             |
| 0420 Accounts Payable  |                         |                                  | 40,592                               | 40,592         | 275,000                     |
| 0430 Contracts Payable   |                         |                                  |                                      |                |                             |
| 0440 Curr. Portion of LT Debt (incl. ST Comp Abs, OPEB)                  |                         |                                  | 6,457                                | 6,457          |                             |
| 0450 Short-Term Payables   |                         |                                  |                                      |                |                             |
| 0461 Accrued Salaries and Benefits                                       |                         |                                  |                                      |                |                             |
| 0462 Payroll Deductions and Withholdings                                 |                         |                                  |                                      |                |                             |
| <b>Total Current Liabilities</b>   |                         |                                  | <b>178,336</b>                       | <b>178,336</b> | <b>275,000</b>              |
| <b>Noncurrent Liabilities:</b>   |                         |                                  |                                      |                |                             |
| 0470 Advances from Other Funds   |                         |                                  |                                      |                |                             |
| 0480 Deferred Revenues   |                         |                                  |                                      |                |                             |
| 0490 Other Current Liabilities   |                         |                                  |                                      |                |                             |
| 0510 Bonds Payable   |                         |                                  |                                      |                |                             |
| 0520 Extended Term Financing Agreements Payable                          |                         |                                  |                                      |                |                             |
| 0530 Lease Purchase Obligations  |                         |                                  |                                      |                |                             |
| 0540 LT Portion of Compensated Absences                                  |                         |                                  | 55,497                               | 55,497         |                             |
| 0550 Authority Lease Obligations   |                         |                                  |                                      |                |                             |
| 0599 Other Long-Term Liabilities   |                         |                                  |                                      |                |                             |
| <b>Total NonCurrent Liabilities</b>                                      |                         |                                  | <b>55,497</b>                        | <b>55,497</b>  |                             |
| <b>TOTAL LIABILITIES</b>   |                         |                                  | <b>233,833</b>                       | <b>233,833</b> | <b>275,000</b>              |
| 0950 Deferred Inflows Of Resources                                       |                         |                                  |                                      |                |                             |
| <b>NET POSITION</b>  |                         |                                  |                                      |                |                             |
| 0791 Invested in Capital Assets Net of Related Debt                      |                         |                                  | 325,763                              | 325,763        |                             |
| 0798 Restricted for Legal Purposes (0792-0798)                           |                         |                                  |                                      |                |                             |
| 0799 Unrestricted  |                         |                                  | (747)                                | (747)          | 2,848,928                   |
| <b>TOTAL NET POSITION</b>  |                         |                                  | <b>325,016</b>                       | <b>325,016</b> | <b>2,848,928</b>            |
| <b>TOTAL LIABILITIES, DEFERRED INFLOWS OF RESOURCES AND NET POSITION</b> |                         |                                  | <b>558,849</b>                       | <b>558,849</b> | <b>3,123,928</b>            |

STATEMENT OF REVENUES, EXPENSES, AND CHANGES IN FUND NET POSITION (REP)

Proprietary Funds

Page PRO-9A

Amounts Expressed in Whole Dollars

|   | Food Service (51)  | Child Care Operations (52) | Other Enterprise Funds (58) | TOTAL              | Internal Service (60) |
|---|--------------------|----------------------------|-----------------------------|--------------------|-----------------------|
| <b>OPERATING REVENUES</b>                               |                    |                            |                             |                    |                       |
| 6600 Food Service Revenue                               | 964,459            |                            |                             | 964,459            |                       |
| 6900 Charges for Services                               |                    |                            | 137,958                     | 137,958            | 7,000,929             |
| 6999 Other Operating Revenues                           |                    |                            |                             |                    |                       |
| <b>TOTAL OPERATING REVENUES</b>                         | <b>964,459</b>     |                            | <b>137,958</b>              | <b>1,102,417</b>   | <b>7,000,929</b>      |
| <b>OPERATING EXPENSES</b>                               |                    |                            |                             |                    |                       |
| 100 Salaries  | 769,189            |                            |                             | 769,189            |                       |
| 200 Employee Benefits                                   | 309,394            |                            |                             | 309,394            | 7,766,664             |
| 300 Purchased Professional and Technical Service        |                    |                            |                             |                    | 74,722                |
| 400 Purchased Property Services                         | 4,769              |                            | 27,386                      | 32,155             |                       |
| 500 Other Purchased Service                             | 51,314             |                            | 2,807                       | 54,121             |                       |
| 600 Supplies  | 1,145,838          |                            |                             | 1,145,838          |                       |
| 700 Depreciation  | 69,619             |                            |                             | 69,619             |                       |
| 810 Dues and Fees                                       |                    |                            |                             |                    |                       |
| 890 Other Operating Expenditures                        |                    |                            |                             |                    |                       |
| <b>TOTAL OPERATING EXPENSES</b>                         | <b>2,350,123</b>   |                            | <b>30,193</b>               | <b>2,380,316</b>   | <b>7,841,386</b>      |
| <b>OPERATING INCOME (LOSS)</b>                          | <b>(1,385,664)</b> |                            | <b>107,765</b>              | <b>(1,277,899)</b> | <b>(840,457)</b>      |
| <b>NONOPERATING REVENUES (EXPENSES)</b>                 |                    |                            |                             |                    |                       |
| 6500 Earnings on Investments                            | 221                |                            |                             | 221                | 8,146                 |
| 6920 Contributions and Donations - Private Sources      |                    |                            |                             |                    |                       |
| 6930 Gain / Loss on Sale of Fixed Assets                |                    |                            |                             |                    |                       |
| 6991 Refunds of Prior Year Expenditures                 |                    |                            |                             |                    |                       |
| 7000 State Sources                                      | 142,812            |                            |                             | 142,812            |                       |
| 8000 Federal Sources                                    | 985,392            |                            |                             | 985,392            |                       |
| 820 Claims and Judgements                               |                    |                            |                             |                    |                       |
| 830 Interest Expenses                                   |                    |                            |                             |                    |                       |
| <b>TOTAL NONOPERATING REVENUES (EXPENSES)</b>           | <b>1,128,425</b>   |                            |                             | <b>1,128,425</b>   | <b>8,146</b>          |
| <b>INCOME (LOSS) BEFORE CONTRIBUTIONS AND TRANSFERS</b> | <b>(257,239)</b>   |                            | <b>107,765</b>              | <b>(149,474)</b>   | <b>(832,311)</b>      |

STATEMENT OF REVENUES, EXPENSES, AND CHANGES IN FUND NET POSITION (REP)

Proprietary Funds

Page PRO-10A

Amounts Expressed in Whole Dollars

**CONTRIBUTIONS AND TRANSFERS**

9500 Capital Contributions  
 9998 Transfers from (to) Component Units or Primary Govt  
 9999 Transfers In (Out)

| Food Service (51) | Child Care Operations (52) | Other Enterprise Funds (58) | TOTAL | Internal Service (60) |
|-------------------|----------------------------|-----------------------------|-------|-----------------------|
|-------------------|----------------------------|-----------------------------|-------|-----------------------|

|         |  |           |        |  |
|---------|--|-----------|--------|--|
| 194,194 |  | (107,765) | 86,429 |  |
|---------|--|-----------|--------|--|

**CHANGE IN NET POSITION**

|                 |  |  |                 |                  |
|-----------------|--|--|-----------------|------------------|
| <b>(63,045)</b> |  |  | <b>(63,045)</b> | <b>(832,311)</b> |
|-----------------|--|--|-----------------|------------------|

0041 Net Position - Beginning of Fiscal Year  
 0057 Accounting Changes / Residual Equity Transfers  
 0061 Prior Period Adjustment

|         |  |  |         |           |
|---------|--|--|---------|-----------|
| 388,061 |  |  | 388,061 | 3,681,239 |
|---------|--|--|---------|-----------|

**NET POSITION - END OF YEAR**

|                |  |  |                |                  |
|----------------|--|--|----------------|------------------|
| <b>325,016</b> |  |  | <b>325,016</b> | <b>2,848,928</b> |
|----------------|--|--|----------------|------------------|



|   | Food<br>Service<br>(51) | Child Care<br>Operations<br>(52) | Other<br>Enterprise<br>Funds<br>(58) | TOTAL              | Internal<br>Service<br>(60) |
|---|-------------------------|----------------------------------|--------------------------------------|--------------------|-----------------------------|
| <b>Cash Flows From Operating Activities</b>                                 |                         |                                  |                                      |                    |                             |
| 9937 Cash Received From Users   | 971,889                 |                                  | 137,958                              | 1,109,847          |                             |
| 9938 Cash Received From Assessments Made to Other Funds                     |                         |                                  |                                      |                    | 7,000,929                   |
| 9939 Cash Received From Earnings on Investments                             |                         |                                  |                                      |                    |                             |
| 9940 Cash Received From Other Operating Revenue                             |                         |                                  |                                      |                    |                             |
| 9941 Cash Payments to Employees For Services                                | 1,106,344               |                                  |                                      | 1,106,344          |                             |
| 9942 Cash Payments For Insurance Claims                                     |                         |                                  |                                      |                    | 7,673,021                   |
| 9943 Cash Payments to Suppliers For Goods and Services                      | 1,102,681               |                                  | 30,193                               | 1,132,874          |                             |
| 9944 Cash Payments For Other Operating Expenses                             |                         |                                  |                                      |                    |                             |
| <b>Net Cash Provided By (Used For) Operating Activities</b>                 | <b>(1,237,136)</b>      |                                  | <b>107,765</b>                       | <b>(1,129,371)</b> | <b>(672,092)</b>            |
| <b>Cash Flows From Non-Capital Financing Activities</b>                     |                         |                                  |                                      |                    |                             |
| 6000 Local Sources  |                         |                                  |                                      |                    |                             |
| 7000 State Sources  | 144,327                 |                                  |                                      | 144,327            |                             |
| 8000 Federal Sources  | 885,048                 |                                  |                                      | 885,048            |                             |
| 9917 Notes and Loans Received (Repaid)                                      |                         |                                  |                                      |                    |                             |
| 9918 Interest Paid on Notes/Loans (5100-830)                                |                         |                                  |                                      |                    |                             |
| 9919 Operating Transfers In (Out)/Residual Equity Trans                     |                         |                                  |                                      |                    |                             |
| 9920 Operating Transfers In (Out) Primary Government                        |                         |                                  |                                      |                    |                             |
| 9921 Operating Transfers In (Out) Component Units                           | 194,194                 |                                  | (107,765)                            | 86,429             |                             |
| 9922 Refund of Prior Year Expenditures (6991)                               |                         |                                  |                                      |                    |                             |
| <b>Net Cash Prov By (Used for) Non-Capital Financing Activities</b>         | <b>1,223,569</b>        |                                  | <b>(107,765)</b>                     | <b>1,115,804</b>   |                             |
| <b>Cash Flows From Capital and Related Financing Activities</b>             |                         |                                  |                                      |                    |                             |
| 4000 Fac Acq, Const, and Imp  | (11,758)                |                                  |                                      | (11,758)           |                             |
| 6930 Gain / Loss on Sale of Fixed Assets                                    |                         |                                  |                                      |                    |                             |
| 9200 Proceeds From Extended Term Financing                                  |                         |                                  |                                      |                    |                             |
| 9925 Principal Paid on Financing Agreements                                 |                         |                                  |                                      |                    |                             |
| 9926 Interest Paid on Financing Agreements (5100-830)                       |                         |                                  |                                      |                    |                             |
| 9927 (Inc) Dec in Contributed Capital                                       |                         |                                  |                                      |                    |                             |
| <b>Net Cash Prov By (Used for) Capital and Related Financing Activities</b> | <b>(11,758)</b>         |                                  |                                      | <b>(11,758)</b>    |                             |
| <b>Cash Flows From Investing Activities</b>                                 |                         |                                  |                                      |                    |                             |
| 6500 Earnings on Investments  |                         |                                  |                                      |                    | 8,146                       |
| 9929 Purchase of Inv Securities / Deposits to Inv Pools                     | 221                     |                                  |                                      | 221                |                             |
| 9930 Withdrawals from Investment Pools                                      |                         |                                  |                                      |                    |                             |
| 9931 Proceeds from Sale and Maturity of Inv Securities                      |                         |                                  |                                      |                    |                             |
| 9932 Loans Received (Paid)  |                         |                                  |                                      |                    |                             |
| <b>Net Cash Prov By (Used for) Investing Activities</b>                     | <b>221</b>              |                                  |                                      | <b>221</b>         | <b>8,146</b>                |

|   | Food<br>Service<br>(51) | Child Care<br>Operations<br>(52) | Other<br>Enterprise<br>Funds<br>(58) | TOTAL              | Internal<br>Service<br>(60) |
|---|-------------------------|----------------------------------|--------------------------------------|--------------------|-----------------------------|
| <b>Net Inc (Dec) in Cash and Cash Flow</b>  | <b>(25,104)</b>         |                                  |                                      | <b>(25,104)</b>    | <b>(663,946)</b>            |
| 9935 Cash and Cash Equivalents Beginning of Year  | 68,008                  |                                  |                                      | 68,008             | 3,787,874                   |
| <b>Cash and Cash Equivalents at Year End</b>  | <b>42,904</b>           |                                  |                                      | <b>42,904</b>      | <b>3,123,928</b>            |
| <hr/>   |                         |                                  |                                      |                    |                             |
| 9900 Other Financing Sources Not Listed (9000 Series)                                       | (1,385,664)             |                                  | 107,765                              | (1,277,899)        | (840,457)                   |
| <b>Adjustments to Reconcile Operating Income (Loss) to Net Cash Provided by (Used for):</b> |                         |                                  |                                      |                    |                             |
| 9901 Depreciation and Net Amortization  | 69,619                  |                                  |                                      | 69,619             |                             |
| 9902 Provision for Uncollectible Accounts   |                         |                                  |                                      |                    |                             |
| 9903 Other Adjustments  | 92,111                  |                                  |                                      | 92,111             |                             |
| 9904 (Inc) Dec In Accounts Receivable (0120-0150)   |                         |                                  |                                      |                    |                             |
| 9905 Advances to Other Funds (0160)   |                         |                                  |                                      |                    |                             |
| 9906 (Inc) Dec in Inventories (0170)  | 3,593                   |                                  |                                      | 3,593              |                             |
| 9907 (Inc) Dec in Prepaid Expenses (0180)   |                         |                                  |                                      |                    | 93,365                      |
| 9908 (Inc) Dec in Other Current Assets (0190)   | 7,430                   |                                  |                                      | 7,430              |                             |
| 9909 Inc (Dec) in Accounts Payable (0400-0450)  | 3,536                   |                                  |                                      | 3,536              | 75,000                      |
| 9910 Inc (Dec) in Accrued Salaries/Benefits (0461)  | (506)                   |                                  |                                      | (506)              |                             |
| 9911 Inc (Dec) in Payroll Deductions/Withholding (0462)                                     |                         |                                  |                                      |                    |                             |
| 9912 Inc (Dec) in Advances from Other Funds (0470)  | (27,255)                |                                  |                                      | (27,255)           |                             |
| 9913 Inc (Dec) in Deferred Revenue (0480)   |                         |                                  |                                      |                    |                             |
| 9914 Inc (Dec) in Other Current Liabilities (0490)  |                         |                                  |                                      |                    |                             |
| <b>Total Adjustments</b>  | <b>148,528</b>          |                                  |                                      | <b>148,528</b>     | <b>168,365</b>              |
| <b>Cash Provided By (Used For) Total</b>  | <b>(1,237,136)</b>      |                                  | <b>107,765</b>                       | <b>(1,129,371)</b> | <b>(672,092)</b>            |

Amounts Expressed in Whole Dollars

|  |  | Private Purpose<br>Trust<br>(71) | Investment<br>Trust<br>(72) | Pension<br>Trust<br>(73) | Activity<br>(81) | Other<br>Agency<br>(89) |
|--|--|----------------------------------|-----------------------------|--------------------------|------------------|-------------------------|
| <b>ASSETS AND DEFERRED OUTFLOWS OF RESOURCES</b>       |  |                                  |                             |                          |                  |                         |
| <b>Assets</b>  |  |                                  |                             |                          |                  |                         |
| 0100   | Cash and Cash Equivalents              |                                  | 15,038                      |                          | 86,353           |                         |
| 0110   | Investments                            |                                  |                             |                          |                  |                         |
| 0130   | Due From Other Funds                   |                                  |                             |                          |                  |                         |
| 0147   | Due From Component Units               |                                  |                             |                          |                  |                         |
| 0150   | Other Receivables                      |                                  |                             |                          |                  |                         |
| 0160   | Advances to Other Funds                |                                  |                             |                          |                  |                         |
| 0170   | Inventories                            |                                  |                             |                          |                  |                         |
| 0180   | Prepaid Expenses / Expenditures        |                                  |                             |                          |                  |                         |
| 0190   | Other Current Assets                   |                                  |                             |                          |                  |                         |
| 0220   | Building & Building Improvements (net) |                                  |                             |                          |                  |                         |
| 0230   | Furniture & Equipment (net)            |                                  |                             |                          |                  |                         |
| <b>TOTAL ASSETS</b>                                    |  |                                  | <b>15,038</b>               |                          | <b>86,353</b>    |                         |
| 0910   | Deferred Outflows Of Resources         |                                  |                             |                          |                  |                         |
| <b>TOTAL ASSETS AND DEFERRED OUTFLOWS OF RESOURCES</b> |  |                                  | <b>15,038</b>               |                          | <b>86,353</b>    |                         |

| Component<br>Units<br>(98) | Component<br>Units<br>(99) | Total<br>Fiduciary<br>Funds |      |
|----------------------------|----------------------------|-----------------------------|------|
|                            |                            | 101,391                     | 0100 |
|                            |                            |                             | 0110 |
|                            |                            |                             | 0130 |
|                            |                            |                             | 0147 |
|                            |                            |                             | 0150 |
|                            |                            |                             | 0160 |
|                            |                            |                             | 0170 |
|                            |                            |                             | 0180 |
|                            |                            |                             | 0190 |
|                            |                            |                             | 0220 |
|                            |                            |                             | 0230 |
|                            |                            | <b>101,391</b>              |      |
|                            |                            |                             | 0910 |
|                            |                            | <b>101,391</b>              |      |

Amounts Expressed in Whole Dollars

|  | Private Purpose<br>Trust<br>(71) | Investment<br>Trust<br>(72) | Pension<br>Trust<br>(73) | Activity<br>(81) | Other<br>Agency<br>(89) |
|--|----------------------------------|-----------------------------|--------------------------|------------------|-------------------------|
| <b>LIABILITIES, DEFERRED INFLOWS OF RESOURCES AND NET POSITION</b>       |                                  |                             |                          |                  |                         |
| <b>Liabilities</b>   |                                  |                             |                          |                  |                         |
| 0400   |                                  |                             |                          | 27,294           |                         |
| 0411   |                                  |                             |                          |                  |                         |
| 0412   |                                  |                             |                          |                  |                         |
| 0413   |                                  |                             |                          |                  |                         |
| 0420   |                                  |                             |                          | 855              |                         |
| 0430   |                                  |                             |                          |                  |                         |
| 0450   |                                  |                             |                          |                  |                         |
| 0461   |                                  |                             |                          |                  |                         |
| 0462   |                                  |                             |                          |                  |                         |
| 0470   |                                  |                             |                          |                  |                         |
| 0480   |                                  |                             |                          |                  |                         |
| 0490   |                                  |                             |                          | 58,204           |                         |
| <b>TOTAL LIABILITIES</b>   |                                  |                             |                          | <b>86,353</b>    |                         |
| 0950   |                                  |                             |                          |                  |                         |
| <b>Net Position</b>  |                                  |                             |                          |                  |                         |
| 0791   |                                  |                             |                          |                  |                         |
| 0798   |                                  |                             | 15,038                   |                  |                         |
| 0799   |                                  |                             |                          |                  |                         |
| <b>TOTAL NET POSITION</b>  |                                  |                             | <b>15,038</b>            |                  |                         |
| <b>TOTAL LIABILITIES, DEFERRED INFLOWS OF RESOURCES AND NET POSITION</b> |                                  |                             | <b>15,038</b>            | <b>86,353</b>    |                         |

| Component<br>Units<br>(98) | Component<br>Units<br>(99) | Total<br>Fiduciary<br>Funds |      |
|----------------------------|----------------------------|-----------------------------|------|
|                            |                            | 27,294                      | 0400 |
|                            |                            |                             | 0411 |
|                            |                            |                             | 0412 |
|                            |                            |                             | 0413 |
|                            | 855                        |                             | 0420 |
|                            |                            |                             | 0430 |
|                            |                            |                             | 0450 |
|                            |                            |                             | 0461 |
|                            |                            |                             | 0462 |
|                            |                            |                             | 0470 |
|                            |                            |                             | 0480 |
|                            |                            | 58,204                      | 0490 |
|                            |                            | <b>86,353</b>               |      |
|                            |                            |                             | 0950 |
|                            |                            |                             | 0791 |
|                            |                            | 15,038                      | 0798 |
|                            |                            |                             | 0799 |
|                            |                            | <b>15,038</b>               |      |
|                            |                            | <b>101,391</b>              |      |

| Amounts Expressed in Whole Dollars       |   | Private Purpose<br>Trust<br>(71) | Investment<br>Trust<br>(72) | Pension<br>Trust<br>(73) | Component<br>Units<br>(98) | Component<br>Units<br>(99) |
|--|---|----------------------------------|-----------------------------|--------------------------|----------------------------|----------------------------|
| <b>Additions</b>                         |   |                                  |                             |                          |                            |                            |
| 9945                                     | Gifts and Contributions                         |                                  | 225                         |                          |                            |                            |
| 9946                                     | Other Additions                                 |                                  |                             |                          |                            |                            |
| <b>Deductions</b>                        |   |                                  |                             |                          |                            |                            |
| 9947                                     | Scholarships Awarded                            |                                  | 360                         |                          |                            |                            |
| 9948                                     | Other Deductions                                |                                  |                             |                          |                            |                            |
| <b>Change In Net Position</b>            |   |                                  | <b>(135)</b>                |                          |                            |                            |
| 0041                                     | Net Position - Beginning of Fiscal Year         |                                  | 15,173                      |                          |                            |                            |
| 9949                                     | Net Position Held in Trust for Pension Benefits |                                  |                             |                          |                            |                            |
| <b>Net Position - End of Fiscal Year</b> |   |                                  | <b>15,038</b>               |                          |                            |                            |

**Total  
Fiduciary  
Funds**

---

225 9945  
9946

360 9947  
9948

**(135)**

15,173 0041  
9949

**15,038**



|             |   | AMOUNT        | TOTAL                |
|-------------|---|---------------|----------------------|
| <b>6000</b> | <b>Revenue from Local Sources</b>                 |               |                      |
| 6111        | Current Real Estate Taxes                         | 35,001,050.09 |                      |
| 6112        | Interim Real Estate Taxes                         | 251,883.22    |                      |
| 6113        | Public Utility Realty Tax                         | 58,011.90     |                      |
| 6114        | Payments in Lieu of Current Taxes / State & Local | 44,537.03     |                      |
| 6150        | Current Act 511 Taxes - Proportional Assessments  | 9,340,303.77  |                      |
| 6400        | Delinq on Taxes Levied/Assessed by the LEA        | 1,994,137.70  |                      |
| 6500        | Earnings on Investments                           | 41,436.26     |                      |
| 6700        | Revenue From Student Activities                   | 299,635.27    |                      |
| 6829        | State Rev, Rcvd. from Other Intermediary Sources  | 9,024.00      |                      |
| 6831        | Federal Rev. Rcvd. from Other PA Public Schools   | 906,308.05    |                      |
| 6910        | Rentals   | 17,743.75     |                      |
| 6920        | Contributions and Donations From Private Sources  | 105,575.47    |                      |
| 6942        | Summer School Tuition                             | 36,772.50     |                      |
| 6943        | Adult Education Tuition                           | 13,505.00     |                      |
| 6944        | Receipts from Other LEAS in PA - Education        | 70,217.12     |                      |
| 6949        | Other Tuition From Patrons                        | 18,511.50     |                      |
| 6980        | Revenue From Community Service Activities         | 450.00        |                      |
| 6991        | Refunds of Prior Years' Expenditures              | 86,731.52     |                      |
| 6999        | All Other Local Revenues Not Specified            | 76,093.26     |                      |
| <b>6000</b> | <b>Total Revenue from Local Sources</b>           |               | <b>48,371,927.41</b> |

|             |  | AMOUNT        | TOTAL                |
|-------------|--|---------------|----------------------|
| <b>7000</b> | <b>Revenue from State Sources</b>                  |               |                      |
| 7110        | Basic Education Funding (Gross)                    | 11,565,596.80 |                      |
| 7160        | Tuition - Orphans & Children Placed in Priv. Homes | 32,207.97     |                      |
| 7220        | Vocational Education                               | 244,436.92    |                      |
| 7240        | Driver Education - Student                         | 4,585.00      |                      |
| 7271        | Special Education Funding for School Aged Pupils   | 2,657,654.88  |                      |
| 7310        | Transportation (Regular and Additional)            | 846,596.77    |                      |
| 7320        | Rental and Sinking Fund Payments                   | 597,717.62    |                      |
| 7330        | Health Services                                    | 92,295.03     |                      |
| 7340        | State Property Tax Reduction Allocation            | 1,102,634.66  |                      |
| 7360        | Safe Schools                                       | 1,059.50      |                      |
| 7501        | PA Accountability Grant                            | 205,579.00    |                      |
| 7810        | Revenue for Social Security Payments               | 1,085,177.88  |                      |
| 7820        | Revenue for Retirement Payments                    | 1,799,976.00  |                      |
| <b>7000</b> | <b>Total Revenue from State Sources</b>            |               | <b>20,235,518.03</b> |
| <b>8000</b> | <b>Revenue from Federal Sources</b>                |               |                      |
| 8110        | Payments for Federally Impacted Areas P.L. 81-874  | 529,520.24    |                      |
| 8514        | NCLB, Title I - Imprv. Acad. Ach. (Disadvantaged)  | 634,145.00    |                      |
| 8515        | NCLB, Title II - Prep/Trng/Recruit. HQ Tchrs/Prin. | 163,492.00    |                      |
| 8516        | NCLB, Title III - Language Instruction             | 32,495.02     |                      |
| 8521        | Vocational Education - Operating Expenditures      | 58,325.00     |                      |
| 8810        | Schl Based ACCESS Med Reimb Prog                   | 65,126.47     |                      |
| 8820        | Medical Asst Reimb for Admin Claiming              | 6,427.94      |                      |
| <b>8000</b> | <b>Total Revenue from Federal Sources</b>          |               | <b>1,489,531.67</b>  |
| <b>9000</b> | <b>Other Financing Sources</b>                     |               |                      |
| 9350        | Enterprise Fund Transfers                          | 107,765.49    |                      |
| 9400        | Sale or Compensation for Loss of Fixed Assets      | 165.00        |                      |
| 9990        | Insurance Recoveries                               | 80,047.54     |                      |
| <b>9000</b> | <b>Total Other Financing Sources</b>               |               | <b>187,978.03</b>    |

**SUMMARY OF GENERAL FUND REVENUES AND OTHER FINANCING SOURCES**

|                              | <u>AMOUNT</u> | <u>TOTAL</u>         |
|------------------------------|---------------|----------------------|
| Revenue from Local Sources   | 48,371,927.41 |                      |
| Revenue from State Sources   | 20,235,518.03 |                      |
| Revenue from Federal Sources | 1,489,531.67  |                      |
| Other Financing Sources      | 187,978.03    |                      |
|                              |               | <b>70,284,955.14</b> |

|             | Taxable Assessed Value                           | Tax Levy          | Taxes Collected   |
|-------------|--|-------------------|-------------------|
| 6111 Totals | <u>3,043,917,500</u>                             | <u>37,655,086</u> | <u>35,001,050</u> |
| 6150        | Current Act 511 Taxes - Proportional Assessments |                   |                   |
| 6151        | Earned Income Taxes                              | 8,845,062.24      |                   |
| 6153        | Real Estate Transfer Taxes                       | 495,241.53        |                   |
| 6150        | Current Act 511 Taxes - Proportional Assessments |                   | 9,340,303.77      |

| <u>REVENUE FROM LOCAL SOURCES</u> |   | TAX REVENUE REPORTED<br><u>IN CURRENT YEAR</u> | CURRENT YEAR<br><u>TAX ACCRUAL</u> | PRIOR YEAR<br><u>TAX ACCRUAL</u> | TAXES COLLECTED<br><u>IN CURRENT YEAR</u> |
|-----------------------------------|---|--|------------------------------------|----------------------------------|---|
| 6111                              | Current Real Estate Taxes                         | 35,001,050.09                                  | 0.00                               | 0.00                             | 35,001,050.09                             |
| 6112                              | Interim Real Estate Taxes                         | 251,883.22                                     | 0.00                               | 11,157.24                        | 263,040.46                                |
| 6113                              | Public Utility Realty Tax                         | 58,011.90                                      | 0.00                               | 0.00                             | 58,011.90                                 |
| 6114                              | Payments in Lieu of Current Taxes / State & Local | 44,537.03                                      | 0.00                               | 0.00                             | 44,537.03                                 |
| 6150                              | Current Act 511 Taxes - Proportional Assessments  | 9,340,303.77                                   | 1,028,030.00                       | 806,008.56                       | 9,118,282.33                              |
| 6400                              | Delinq on Taxes Levied/Assessed by the LEA        | 1,994,137.70                                   | 429,713.00                         | 661,191.01                       | 2,225,615.71                              |
| <b>6999 TOTAL TAXES</b>           |   | 46,689,923.71                                  | 1,457,743.00                       | 1,478,356.81                     | 46,710,537.52                             |

| <u>REVENUE FROM DELINQUENT TAXES</u> |  | TAX REVENUE REPORTED<br><u>IN CURRENT YEAR</u> | CURRENT YEAR<br><u>TAX ACCRUAL</u> | PRIOR YEAR<br><u>TAX ACCRUAL</u> | TAXES COLLECTED<br><u>IN CURRENT YEAR</u> |
|--------------------------------------|--|--|------------------------------------|----------------------------------|---|
| 6411                                 | Delinquent Real Estate Taxes           | 1,220,870.91                                   | 404,057.00                         | 329,182.53                       | 1,145,996.44                              |
| 6412                                 | Delinquent Interim Real Estate Taxes   |  |                                    |                                  |   |
| 6431                                 | Delinquent Act 1 Earned Income Taxes   |  |                                    |                                  |   |
| 6432                                 | Delinquent Act 1 Personal Income Taxes |  |                                    |                                  |   |
| 6451                                 | Delinquent Act 511 Earned Income Taxes | 766,960.46                                     | 25,656.00                          | 332,008.48                       | 1,073,312.94                              |
| 6461                                 | Delinquent Earned Income Taxes         |  |                                    |                                  |   |
| <b>TOTAL TAXES</b>                   |  | <b>1,987,831.37</b>                            | <b>429,713.00</b>                  | <b>661,191.01</b>                | <b>2,219,309.38</b>                       |

|  | <u>Amount</u> | <u>Total</u>                |
|--|---------------|-----------------------------|
| <b>1000 <u>Instruction</u></b>                                       |               |                             |
| 1100 Regular Programs - E/S  | 23,858,032.70 |                             |
| 1200 Special and Gifted Education                                    | 7,247,169.95  |                             |
| 1300 Vocational Education Programs                                   | 1,350,888.99  |                             |
| 1400 Other Instructional Programs - E/S                              | 2,015,300.89  |                             |
| 1500 Nonpublic School Programs                                       | 6,301.00      |                             |
| 1600 Adult Education Programs  | 450,464.37    |                             |
|  |               | 34,928,157.90               |
| <b>2000 <u>Support Services</u></b>                                  |               |                             |
| 2100 Pupil Personnel   | 3,474,726.94  |                             |
| 2200 Instructional Staff   | 1,822,365.43  |                             |
| 2300 Administration  | 3,154,760.60  |                             |
| 2400 Pupil Health  | 948,049.88    |                             |
| 2500 Business  | 620,172.26    |                             |
| 2600 Operation & Maintenance of Plant Services                       | 4,981,522.81  |                             |
| 2700 Student Transportation Services                                 | 3,112,249.39  |                             |
| 2800 Central   | 1,802,674.70  |                             |
| 2900 Other Support Services  | 55,555.14     |                             |
|  |               | 19,972,077.15               |
| <b>3000 <u>Operation of Noninstructional Services</u></b>            |               |                             |
| 3200 Student Activities  | 1,086,973.80  |                             |
| 3300 Community Services  | 8,642.72      |                             |
| 3400 Scholarships and Awards   | 419.86        |                             |
|  |               | 1,096,036.38                |
| <b>4000 <u>Facilities Acquisition, Const. and Improve. Svcs.</u></b> |               |                             |
| 4200 Existing Site Improvement Services                              | 5,800.00      |                             |
| 4500 Bldg. Acquisition & Const. Svcs. - Orig & Addtl.                | 67,241.57     |                             |
| 4600 Existing Building Improvement Services                          | 61,391.00     |                             |
|  |               | 134,432.57                  |
| <b>5000 <u>Other Expenditures and Financing Uses</u></b>             |               |                             |
| 5100 Debt Service, Other Expenditures and Fin Uses                   | 6,295,275.69  |                             |
| 5200 Interfund Transfers Out   | 5,302,903.20  |                             |
|  |               | 11,598,178.89               |
| <b>TOTAL ACTUAL EXPENDITURES OTHER FINANCING USES</b>                |               | <u><u>67,728,882.89</u></u> |

|   | <u>Total</u>                |
|---|-----------------------------|
| <b>1000 Instruction</b>   |                             |
| <b>100 <u>Personnel Services-Salaries</u></b>                     |                             |
| <b>Total Personnel Services-Salaries</b>                          | <b>20,775,362.18</b>        |
| <b>200 <u>Personnel Services-Employee Benefits</u></b>            |                             |
| 210 Grp Ins - Contracted Provider                                 | 49,308.54                   |
| 220 Social Security Contributions                                 | 1,533,982.53                |
| 230 PSERS Retirement Contributions                                | 2,516,070.06                |
| 240 Tuition Reimbursements  | 266,580.98                  |
| 270 Grp Ins - Self Insurance                                      | 3,657,039.15                |
| <b>Total Personnel Services-Employee Benefits</b>                 | <b>8,022,981.26</b>         |
| <b>300 <u>Purchased Professional &amp; Technical Services</u></b> |                             |
| <b>Total Purchased Professional &amp; Technical Services</b>      | <b>1,297,729.33</b>         |
| <b>400 <u>Purchased Property Services</u></b>                     |                             |
| 410 Cleaning Services   | 4,228.50                    |
| 420 Utility Services  | 632.62                      |
| 430 Repairs and Maintenance                                       | 20,764.58                   |
| 440 Rentals   | 29,139.49                   |
| <b>Total Purchased Property Services</b>                          | <b>54,765.19</b>            |
| <b>500 <u>Other Purchased Services</u></b>                        |                             |
| 510 Student Transportation Services                               | 44,871.78                   |
| 530 Communications  | 6,475.65                    |
| 550 Printing & Binding  | 5,995.56                    |
| 560 Tuition   | 3,996,042.03                |
| 580 Travel  | 17,386.46                   |
| 590 Miscellaneous Purchased Services                              | 1,466.66                    |
| <b>Total Other Purchased Services</b>                             | <b>4,072,238.14</b>         |
| <b>600 <u>Supplies</u></b>  |                             |
| 610 General Supplies  | 156,711.82                  |
| 620 Energy  | 5,917.45                    |
| 630 Food  | 39,494.98                   |
| 640 Books & Periodicals   | 430,143.38                  |
| <b>Total Supplies</b>   | <b>632,267.63</b>           |
| <b>700 <u>Property</u></b>  |                             |
| 750 Equipment - Original & Additional                             | 40,388.53                   |
| 760 Equipment - Replacement                                       | 26,227.56                   |
| <b>Total Property</b>   | <b>66,616.09</b>            |
| <b>800 <u>Other Objects</u></b>                                   |                             |
| <b>Total Other Objects</b>  | <b>6,198.08</b>             |
| <b>Total 1000 Instruction</b>                                     | <b><u>34,928,157.90</u></b> |



|   | <u>Elementary</u>           | <u>Secondary</u>            | <u>Federal</u>           | <u>Total</u>                | <u>BEF Elementary</u> | <u>BEF Secondary</u> |
|---|-----------------------------|-----------------------------|--------------------------|-----------------------------|-----------------------|----------------------|
| <b>1100 Regular Programs - E/S</b>                                |                             |                             |                          |                             |                       |                      |
| <b>100 <u>Personnel Services-Salaries</u></b>                     |                             |                             |                          |                             |                       |                      |
| <b>Total Personnel Services-Salaries</b>                          | <b>8,967,820.87</b>         | <b>7,302,660.58</b>         | <b>534,591.83</b>        | <b>16,805,073.28</b>        |                       |                      |
| <b>200 <u>Personnel Services-Employee Benefits</u></b>            |                             |                             |                          |                             |                       |                      |
| 210 Grp Ins - Contracted Provider                                 | 21,970.89                   | 15,571.31                   | 887.75                   | 38,429.95                   |                       |                      |
| 220 Social Security Contributions                                 | 667,656.73                  | 541,526.23                  | 33,542.34                | 1,242,725.30                |                       |                      |
| 230 PSERS Retirement Contributions                                | 1,119,107.42                | 884,953.09                  | 32,976.67                | 2,037,037.18                |                       |                      |
| 240 Tuition Reimbursements  | 134,915.50                  | 98,081.98                   |                          | 232,997.48                  |                       |                      |
| 270 Grp Ins - Self Insurance                                      | 1,624,194.49                | 1,117,362.36                | 74,502.29                | 2,816,059.14                |                       |                      |
| <b>Total Personnel Services-Employee Benefits</b>                 | <b>3,567,845.03</b>         | <b>2,657,494.97</b>         | <b>141,909.05</b>        | <b>6,367,249.05</b>         |                       |                      |
| <b>300 <u>Purchased Professional &amp; Technical Services</u></b> |                             |                             |                          |                             |                       |                      |
| <b>Total Purchased Professional &amp; Technical Services</b>      | <b>24,002.36</b>            | <b>137,459.47</b>           |                          | <b>161,461.83</b>           |                       |                      |
| <b>400 <u>Purchased Property Services</u></b>                     |                             |                             |                          |                             |                       |                      |
| 420 Utility Services  |                             | 147.00                      |                          | 147.00                      |                       |                      |
| 430 Repairs and Maintenance                                       | 1,867.25                    | 14,109.33                   |                          | 15,976.58                   |                       |                      |
| 440 Rentals   | 3,036.00                    | 9,447.49                    |                          | 12,483.49                   |                       |                      |
| <b>Total Purchased Property Services</b>                          | <b>4,903.25</b>             | <b>23,703.82</b>            |                          | <b>28,607.07</b>            |                       |                      |
| <b>500 <u>Other Purchased Services</u></b>                        |                             |                             |                          |                             |                       |                      |
| 510 Student Transportation Services                               | 17,923.69                   | 11,306.14                   |                          | 29,229.83                   |                       |                      |
| 530 Communications  |                             | 5,698.11                    |                          | 5,698.11                    |                       |                      |
| 550 Printing & Binding  | 2,073.56                    | 2,800.00                    |                          | 4,873.56                    |                       |                      |
| 561 Tuition to Other School Districts Within The State            |                             | 5,500.00                    |                          | 5,500.00                    |                       |                      |
| 568 Tuition for PRRIs (in-state) and Detention Centers            |                             | 12,795.03                   |                          | 12,795.03                   |                       |                      |
| 580 Travel  | 5,508.13                    | 68.55                       |                          | 5,576.68                    |                       |                      |
| <b>Total Other Purchased Services</b>                             | <b>25,505.38</b>            | <b>38,167.83</b>            |                          | <b>63,673.21</b>            |                       |                      |
| <b>600 <u>Supplies</u></b>  |                             |                             |                          |                             |                       |                      |
| 610 General Supplies  | 59,120.30                   | 66,296.50                   |                          | 125,416.80                  |                       |                      |
| 630 Food  |                             | 9,948.93                    |                          | 9,948.93                    |                       |                      |
| 640 Books & Periodicals   | 117,241.89                  | 141,273.91                  |                          | 258,515.80                  |                       |                      |
| <b>Total Supplies</b>   | <b>176,362.19</b>           | <b>217,519.34</b>           |                          | <b>393,881.53</b>           |                       |                      |
| <b>700 <u>Property</u></b>  |                             |                             |                          |                             |                       |                      |
| 750 Equipment - Original & Additional                             | 4,660.26                    | 8,710.80                    |                          | 13,371.06                   |                       |                      |
| 760 Equipment - Replacement                                       | 4,921.55                    | 17,120.49                   |                          | 22,042.04                   |                       |                      |
| <b>Total Property</b>   | <b>9,581.81</b>             | <b>25,831.29</b>            |                          | <b>35,413.10</b>            |                       |                      |
| <b>800 <u>Other Objects</u></b>                                   |                             |                             |                          |                             |                       |                      |
| <b>Total Other Objects</b>  | <b>895.49</b>               | <b>1,778.14</b>             |                          | <b>2,673.63</b>             |                       |                      |
| <b>Total 1100 Regular Programs - E/S</b>                          | <b><u>12,776,916.38</u></b> | <b><u>10,404,615.44</u></b> | <b><u>676,500.88</u></b> | <b><u>23,858,032.70</u></b> |                       |                      |

|   | <u>Elementary</u>          | <u>Secondary</u>           | <u>Federal</u>             | <u>Total</u>               | <u>BEF Elementary</u> | <u>BEF Secondary</u> |
|---|----------------------------|----------------------------|----------------------------|----------------------------|-----------------------|----------------------|
| <b>1200 Special and Gifted Education</b>                            |                            |                            |                            |                            |                       |                      |
| <b>100 Personnel Services-Salaries</b>                              |                            |                            |                            |                            |                       |                      |
| <b>Total Personnel Services-Salaries</b>                            | <b>1,372,704.68</b>        | <b>1,436,010.26</b>        |                            | <b>2,808,714.94</b>        |                       |                      |
| <b>200 Personnel Services-Employee Benefits</b>                     |                            |                            |                            |                            |                       |                      |
| 210 Grp Ins - Contracted Provider                                   | 4,255.05                   | 4,250.14                   |                            | 8,505.19                   |                       |                      |
| 220 Social Security Contributions                                   | 99,839.94                  | 105,306.50                 |                            | 205,146.44                 |                       |                      |
| 230 PSERS Retirement Contributions                                  | 165,041.49                 | 172,352.67                 |                            | 337,394.16                 |                       |                      |
| 240 Tuition Reimbursements  | 5,148.00                   | 16,713.00                  |                            | 21,861.00                  |                       |                      |
| 270 Grp Ins - Self Insurance  | 347,727.93                 | 317,017.89                 |                            | 664,745.82                 |                       |                      |
| <b>Total Personnel Services-Employee Benefits</b>                   | <b>622,012.41</b>          | <b>615,640.20</b>          |                            | <b>1,237,652.61</b>        |                       |                      |
| <b>300 Purchased Professional &amp; Technical Services</b>          |                            |                            |                            |                            |                       |                      |
| <b>Total Purchased Professional &amp; Technical Services</b>        | <b>668,813.30</b>          | <b>420,274.75</b>          | <b>16,963.37</b>           | <b>1,106,051.42</b>        |                       |                      |
| <b>400 Purchased Property Services</b>                              |                            |                            |                            |                            |                       |                      |
| 410 Cleaning Services   |                            | 720.00                     |                            | 720.00                     |                       |                      |
| 420 Utility Services  |                            | 291.60                     |                            | 291.60                     |                       |                      |
| 430 Repairs and Maintenance   | 393.75                     |                            |                            | 393.75                     |                       |                      |
| 440 Rentals   |                            | 16,656.00                  |                            | 16,656.00                  |                       |                      |
| <b>Total Purchased Property Services</b>                            | <b>393.75</b>              | <b>17,667.60</b>           |                            | <b>18,061.35</b>           |                       |                      |
| <b>500 Other Purchased Services</b>                                 |                            |                            |                            |                            |                       |                      |
| 510 Student Transportation Services                                 | 1,213.57                   | 1,395.16                   | 10,138.62                  | 12,747.35                  |                       |                      |
| 530 Communications  |                            | 586.65                     |                            | 586.65                     |                       |                      |
| 550 Printing & Binding  | 628.32                     | 493.68                     |                            | 1,122.00                   |                       |                      |
| 561 Tuition to Other School Districts Within The State              | 166,420.68                 | 258,288.00                 |                            | 424,708.68                 |                       |                      |
| 567 Tuition to Approved Private and PA Chartered Schools            |                            | 40,020.32                  | 82,860.00                  | 122,880.32                 |                       |                      |
| 568 Tuition for PRRIs (in-state) and Detention Centers              | 31,909.42                  | 48,765.84                  |                            | 80,675.26                  |                       |                      |
| 569 Tuition - Other   | 85,399.86                  | 419,198.65                 | 895,569.22                 | 1,400,167.73               |                       |                      |
| 580 Travel  | 1,202.05                   | 997.46                     |                            | 2,199.51                   |                       |                      |
| 594 IU Payment by Withholding for Institutionalized Children's Prog |                            | 1,466.66                   |                            | 1,466.66                   |                       |                      |
| <b>Total Other Purchased Services</b>                               | <b>286,773.90</b>          | <b>771,212.42</b>          | <b>988,567.84</b>          | <b>2,046,554.16</b>        |                       |                      |
| <b>600 Supplies</b>   |                            |                            |                            |                            |                       |                      |
| 610 General Supplies  | 2,651.36                   | 2,881.13                   | 8,739.17                   | 14,271.66                  |                       |                      |
| 620 Energy  |                            | 1,112.42                   |                            | 1,112.42                   |                       |                      |
| 630 Food  | 278.92                     | 1,425.51                   | 2,396.56                   | 4,100.99                   |                       |                      |
| 640 Books & Periodicals   | 3,896.84                   | 4,817.38                   | 8.28                       | 8,722.50                   |                       |                      |
| <b>Total Supplies</b>   | <b>6,827.12</b>            | <b>10,236.44</b>           | <b>11,144.01</b>           | <b>28,207.57</b>           |                       |                      |
| <b>700 Property</b>   |                            |                            |                            |                            |                       |                      |
| 750 Equipment - Original & Additional                               | 1,308.90                   |                            |                            | 1,308.90                   |                       |                      |
| <b>Total Property</b>   | <b>1,308.90</b>            |                            |                            | <b>1,308.90</b>            |                       |                      |
| <b>800 Other Objects</b>  |                            |                            |                            |                            |                       |                      |
| <b>Total Other Objects</b>  | <b>157.00</b>              | <b>462.00</b>              |                            | <b>619.00</b>              |                       |                      |
| <b>Total 1200 Special and Gifted Education</b>                      | <b><u>2,958,991.06</u></b> | <b><u>3,271,503.67</u></b> | <b><u>1,016,675.22</u></b> | <b><u>7,247,169.95</u></b> |                       |                      |

|   | <u>Secondary</u>           | <u>Federal</u>          | <u>Total</u>               | <u>BEF Elementary</u> | <u>BEF Secondary</u> |
|---|----------------------------|-------------------------|----------------------------|-----------------------|----------------------|
| <b>1300 Vocational Education Programs</b>                         |                            |                         |                            |                       |                      |
| <b>100 <u>Personnel Services-Salaries</u></b>                     |                            |                         |                            |                       |                      |
| <b>Total Personnel Services-Salaries</b>                          | <b>835,250.96</b>          | <b>5,265.00</b>         | <b>840,515.96</b>          |                       |                      |
| <b>200 <u>Personnel Services-Employee Benefits</u></b>            |                            |                         |                            |                       |                      |
| 210 Grp Ins - Contracted Provider                                 | 1,844.16                   |                         | 1,844.16                   |                       |                      |
| 220 Social Security Contributions                                 | 62,222.66                  | 187.62                  | 62,410.28                  |                       |                      |
| 230 PSERS Retirement Contributions                                | 102,792.41                 | 211.35                  | 103,003.76                 |                       |                      |
| 240 Tuition Reimbursements  | 6,480.00                   |                         | 6,480.00                   |                       |                      |
| 270 Grp Ins - Self Insurance                                      | 124,845.56                 |                         | 124,845.56                 |                       |                      |
| <b>Total Personnel Services-Employee Benefits</b>                 | <b>298,184.79</b>          | <b>398.97</b>           | <b>298,583.76</b>          |                       |                      |
| <b>300 <u>Purchased Professional &amp; Technical Services</u></b> |                            |                         |                            |                       |                      |
| <b>Total Purchased Professional &amp; Technical Services</b>      | <b>1,604.16</b>            | <b>1,925.00</b>         | <b>3,529.16</b>            |                       |                      |
| <b>400 <u>Purchased Property Services</u></b>                     |                            |                         |                            |                       |                      |
| 410 Cleaning Services   | 3,508.50                   |                         | 3,508.50                   |                       |                      |
| 420 Utility Services  | 194.02                     |                         | 194.02                     |                       |                      |
| 430 Repairs and Maintenance                                       | 4,123.23                   |                         | 4,123.23                   |                       |                      |
| <b>Total Purchased Property Services</b>                          | <b>7,825.75</b>            |                         | <b>7,825.75</b>            |                       |                      |
| <b>500 <u>Other Purchased Services</u></b>                        |                            |                         |                            |                       |                      |
| 510 Student Transportation Services                               | 648.12                     |                         | 648.12                     |                       |                      |
| 530 Communications  | 190.89                     |                         | 190.89                     |                       |                      |
| 564 Tuition to Career and Technology Centers                      | 20,818.50                  |                         | 20,818.50                  |                       |                      |
| 580 Travel  | 1,775.43                   | 7,815.97                | 9,591.40                   |                       |                      |
| <b>Total Other Purchased Services</b>                             | <b>23,432.94</b>           | <b>7,815.97</b>         | <b>31,248.91</b>           |                       |                      |
| <b>600 <u>Supplies</u></b>  |                            |                         |                            |                       |                      |
| 610 General Supplies  | 16,591.61                  | 413.75                  | 17,005.36                  |                       |                      |
| 630 Food  | 24,580.07                  | 864.99                  | 25,445.06                  |                       |                      |
| 640 Books & Periodicals   | 80,658.21                  | 13,277.28               | 93,935.49                  |                       |                      |
| <b>Total Supplies</b>   | <b>121,829.89</b>          | <b>14,556.02</b>        | <b>136,385.91</b>          |                       |                      |
| <b>700 <u>Property</u></b>  |                            |                         |                            |                       |                      |
| 750 Equipment - Original & Additional                             | 10,213.57                  | 15,495.00               | 25,708.57                  |                       |                      |
| 760 Equipment - Replacement                                       | 4,185.52                   |                         | 4,185.52                   |                       |                      |
| <b>Total Property</b>   | <b>14,399.09</b>           | <b>15,495.00</b>        | <b>29,894.09</b>           |                       |                      |
| <b>800 <u>Other Objects</u></b>                                   |                            |                         |                            |                       |                      |
| <b>Total Other Objects</b>  | <b>2,130.45</b>            | <b>775.00</b>           | <b>2,905.45</b>            |                       |                      |
| <b>Total 1300 Vocational Education Programs</b>                   | <b><u>1,304,658.03</u></b> | <b><u>46,230.96</u></b> | <b><u>1,350,888.99</u></b> |                       |                      |

|  | <u>Elementary</u>        | <u>Secondary</u>           | <u>Federal</u>          | <u>Total</u>               | <u>BEF Elementary</u> | <u>BEF Secondary</u> |
|--|--------------------------|----------------------------|-------------------------|----------------------------|-----------------------|----------------------|
| <b>1400 Other Instructional Programs - E/S</b>               |                          |                            |                         |                            |                       |                      |
| <b>100 Personnel Services-Salaries</b>                       |                          |                            |                         |                            |                       |                      |
| <b>Total Personnel Services-Salaries</b>                     | <b>21,447.76</b>         | <b>293,100.60</b>          |                         | <b>314,548.36</b>          |                       |                      |
| <b>200 Personnel Services-Employee Benefits</b>              |                          |                            |                         |                            |                       |                      |
| 210 Grp Ins - Contracted Provider                            |                          | 529.24                     |                         | 529.24                     |                       |                      |
| 220 Social Security Contributions                            | 1,608.41                 | 21,594.11                  |                         | 23,202.52                  |                       |                      |
| 230 PSERS Retirement Contributions                           | 2,367.95                 | 35,490.02                  |                         | 37,857.97                  |                       |                      |
| 240 Tuition Reimbursements                                   |                          | 5,242.50                   |                         | 5,242.50                   |                       |                      |
| 270 Grp Ins - Self Insurance                                 |                          | 51,388.63                  |                         | 51,388.63                  |                       |                      |
| <b>Total Personnel Services-Employee Benefits</b>            | <b>3,976.36</b>          | <b>114,244.50</b>          |                         | <b>118,220.86</b>          |                       |                      |
| <b>300 Purchased Professional &amp; Technical Services</b>   |                          |                            |                         |                            |                       |                      |
| <b>Total Purchased Professional &amp; Technical Services</b> | <b>1,968.05</b>          | <b>17,589.81</b>           | <b>828.06</b>           | <b>20,385.92</b>           |                       |                      |
| <b>400 Purchased Property Services</b>                       |                          |                            |                         |                            |                       |                      |
| 430 Repairs and Maintenance                                  |                          | 271.02                     |                         | 271.02                     |                       |                      |
| <b>Total Purchased Property Services</b>                     |                          | <b>271.02</b>              |                         | <b>271.02</b>              |                       |                      |
| <b>500 Other Purchased Services</b>                          |                          |                            |                         |                            |                       |                      |
| 510 Student Transportation Services                          |                          | 2,246.48                   |                         | 2,246.48                   |                       |                      |
| 560 Tuition  | 383,279.45               | 1,128,811.90               | 42,620.16               | 1,554,711.51               |                       |                      |
| 580 Travel   |                          | 18.87                      |                         | 18.87                      |                       |                      |
| <b>Total Other Purchased Services</b>                        | <b>383,279.45</b>        | <b>1,131,077.25</b>        | <b>42,620.16</b>        | <b>1,556,976.86</b>        |                       |                      |
| <b>600 Supplies</b>  |                          |                            |                         |                            |                       |                      |
| 610 General Supplies   |                          | 18.00                      |                         | 18.00                      |                       |                      |
| 620 Energy   |                          | 4,805.03                   |                         | 4,805.03                   |                       |                      |
| 640 Books & Periodicals                                      |                          | 74.84                      |                         | 74.84                      |                       |                      |
| <b>Total Supplies</b>  |                          | <b>4,897.87</b>            |                         | <b>4,897.87</b>            |                       |                      |
| <b>Total 1400 Other Instructional Programs - E/S</b>         | <b><u>410,671.62</u></b> | <b><u>1,561,181.05</u></b> | <b><u>43,448.22</u></b> | <b><u>2,015,300.89</u></b> |                       |                      |

|   | <u>Secondary</u>         | <u>Federal</u> | <u>Total</u>             | <u>BEF Elementary</u> | <u>BEF Secondary</u> |
|---|--------------------------|----------------|--------------------------|-----------------------|----------------------|
| <b>1410 Driver's Education</b>                    |                          |                |                          |                       |                      |
| <b>100 Personnel Services-Salaries</b>            |                          |                |                          |                       |                      |
| <b>Total Personnel Services-Salaries</b>          | <b>104,385.17</b>        |                | <b>104,385.17</b>        |                       |                      |
| <b>200 Personnel Services-Employee Benefits</b>   |                          |                |                          |                       |                      |
| 210 Grp Ins - Contracted Provider                 | 170.64                   |                | 170.64                   |                       |                      |
| 220 Social Security Contributions                 | 7,815.48                 |                | 7,815.48                 |                       |                      |
| 230 PSERS Retirement Contributions                | 12,868.87                |                | 12,868.87                |                       |                      |
| 240 Tuition Reimbursements                        | 5,242.50                 |                | 5,242.50                 |                       |                      |
| 270 Grp Ins - Self Insurance                      | 12,305.04                |                | 12,305.04                |                       |                      |
| <b>Total Personnel Services-Employee Benefits</b> | <b>38,402.53</b>         |                | <b>38,402.53</b>         |                       |                      |
| <b>400 Purchased Property Services</b>            |                          |                |                          |                       |                      |
| 430 Repairs and Maintenance                       | 271.02                   |                | 271.02                   |                       |                      |
| <b>Total Purchased Property Services</b>          | <b>271.02</b>            |                | <b>271.02</b>            |                       |                      |
| <b>600 Supplies</b>                               |                          |                |                          |                       |                      |
| 620 Energy  | 4,805.03                 |                | 4,805.03                 |                       |                      |
| 640 Books & Periodicals                           | 74.84                    |                | 74.84                    |                       |                      |
| <b>Total Supplies</b>                             | <b>4,879.87</b>          |                | <b>4,879.87</b>          |                       |                      |
| <b>Total 1410 Driver's Education</b>              | <b><u>147,938.59</u></b> |                | <b><u>147,938.59</u></b> |                       |                      |

|  | <u>Elementary</u>       | <u>Secondary</u>        | <u>Federal</u>          | <u>Total</u>             | <u>BEF Elementary</u> | <u>BEF Secondary</u> |
|--|-------------------------|-------------------------|-------------------------|--------------------------|-----------------------|----------------------|
| <b>1420 Summer School</b>                                    |                         |                         |                         |                          |                       |                      |
| <b>100 Personnel Services-Salaries</b>                       |                         |                         |                         |                          |                       |                      |
| <b>Total Personnel Services-Salaries</b>                     | <b>13,650.52</b>        | <b>27,937.46</b>        |                         | <b>41,587.98</b>         |                       |                      |
| <b>200 Personnel Services-Employee Benefits</b>              |                         |                         |                         |                          |                       |                      |
| 220 Social Security Contributions                            | 1,020.88                | 2,105.51                |                         | 3,126.39                 |                       |                      |
| 230 PSERS Retirement Contributions                           | 1,687.20                | 3,383.99                |                         | 5,071.19                 |                       |                      |
| <b>Total Personnel Services-Employee Benefits</b>            | <b>2,708.08</b>         | <b>5,489.50</b>         |                         | <b>8,197.58</b>          |                       |                      |
| <b>300 Purchased Professional &amp; Technical Services</b>   |                         |                         |                         |                          |                       |                      |
| <b>Total Purchased Professional &amp; Technical Services</b> | <b>408.05</b>           | <b>246.18</b>           | <b>828.06</b>           | <b>1,482.29</b>          |                       |                      |
| <b>500 Other Purchased Services</b>                          |                         |                         |                         |                          |                       |                      |
| 567 Tuition to Approved Private and PA Chartered Schools     |                         |                         | 15,600.00               | 15,600.00                |                       |                      |
| 569 Tuition - Other  | 30,397.68               | 6,755.04                | 27,020.16               | 64,172.88                |                       |                      |
| <b>Total Other Purchased Services</b>                        | <b>30,397.68</b>        | <b>6,755.04</b>         | <b>42,620.16</b>        | <b>79,772.88</b>         |                       |                      |
| <b>600 Supplies</b>  |                         |                         |                         |                          |                       |                      |
| 610 General Supplies   |                         | 18.00                   |                         | 18.00                    |                       |                      |
| <b>Total Supplies</b>  |                         | <b>18.00</b>            |                         | <b>18.00</b>             |                       |                      |
| <b>Total 1420 Summer School</b>                              | <b><u>47,164.33</u></b> | <b><u>40,446.18</u></b> | <b><u>43,448.22</u></b> | <b><u>131,058.73</u></b> |                       |                      |

|   | <u>Elementary</u>      | <u>Secondary</u>        | <u>Federal</u> | <u>Total</u>            | <u>BEF Elementary</u> | <u>BEF Secondary</u> |
|---|------------------------|-------------------------|----------------|-------------------------|-----------------------|----------------------|
| <b>1430 Homebound Instruction</b>                 |                        |                         |                |                         |                       |                      |
| <b>100 Personnel Services-Salaries</b>            |                        |                         |                |                         |                       |                      |
| <b>Total Personnel Services-Salaries</b>          | <b>5,882.64</b>        | <b>13,123.06</b>        |                | <b>19,005.70</b>        |                       |                      |
| <b>200 Personnel Services-Employee Benefits</b>   |                        |                         |                |                         |                       |                      |
| 220 Social Security Contributions                 | 444.50                 | 983.25                  |                | 1,427.75                |                       |                      |
| 230 PSERS Retirement Contributions                | 444.11                 | 1,255.20                |                | 1,699.31                |                       |                      |
| <b>Total Personnel Services-Employee Benefits</b> | <b>888.61</b>          | <b>2,238.45</b>         |                | <b>3,127.06</b>         |                       |                      |
| <b>500 Other Purchased Services</b>               |                        |                         |                |                         |                       |                      |
| 580 Travel  |                        | 18.87                   |                | 18.87                   |                       |                      |
| <b>Total Other Purchased Services</b>             |                        | <b>18.87</b>            |                | <b>18.87</b>            |                       |                      |
| <b>Total 1430 Homebound Instruction</b>           | <b><u>6,771.25</u></b> | <b><u>15,380.38</u></b> |                | <b><u>22,151.63</u></b> |                       |                      |

|   | <u>Elementary</u>      | <u>Secondary</u>         | <u>Federal</u> | <u>Total</u>             | <u>BEF Elementary</u> | <u>BEF Secondary</u> |
|---|------------------------|--------------------------|----------------|--------------------------|-----------------------|----------------------|
| <b>1440 Alternative Regular Education</b>                         |                        |                          |                |                          |                       |                      |
| <b>100 <u>Personnel Services-Salaries</u></b>                     |                        |                          |                |                          |                       |                      |
| <b>Total Personnel Services-Salaries</b>                          |                        | <b>141,512.23</b>        |                | <b>141,512.23</b>        |                       |                      |
| <b>200 <u>Personnel Services-Employee Benefits</u></b>            |                        |                          |                |                          |                       |                      |
| 210 Grp Ins - Contracted Provider                                 |                        | 358.60                   |                | 358.60                   |                       |                      |
| 220 Social Security Contributions                                 |                        | 10,227.76                |                | 10,227.76                |                       |                      |
| 230 PSERS Retirement Contributions                                |                        | 17,222.72                |                | 17,222.72                |                       |                      |
| 270 Grp Ins - Self Insurance                                      |                        | 39,083.59                |                | 39,083.59                |                       |                      |
| <b>Total Personnel Services-Employee Benefits</b>                 |                        | <b>66,892.67</b>         |                | <b>66,892.67</b>         |                       |                      |
| <b>300 <u>Purchased Professional &amp; Technical Services</u></b> |                        |                          |                |                          |                       |                      |
| <b>Total Purchased Professional &amp; Technical Services</b>      | <b>1,560.00</b>        | <b>17,343.63</b>         |                | <b>18,903.63</b>         |                       |                      |
| <b>500 <u>Other Purchased Services</u></b>                        |                        |                          |                |                          |                       |                      |
| 510 Student Transportation Services                               |                        | 2,246.48                 |                | 2,246.48                 |                       |                      |
| 560 Tuition   |                        | 254,599.56               |                | 254,599.56               |                       |                      |
| <b>Total Other Purchased Services</b>                             |                        | <b>256,846.04</b>        |                | <b>256,846.04</b>        |                       |                      |
| <b>Total 1440 Alternative Regular Education</b>                   | <b><u>1,560.00</u></b> | <b><u>482,594.57</u></b> |                | <b><u>484,154.57</u></b> |                       |                      |



|   | <u>Elementary</u> | <u>Secondary</u>        | <u>Federal</u> | <u>Total</u>            | <u>BEF Elementary</u> | <u>BEF Secondary</u> |
|---|-------------------|-------------------------|----------------|-------------------------|-----------------------|----------------------|
| <b>1441 Adjudicated / Court Placed Programs</b>                   |                   |                         |                |                         |                       |                      |
| <b>300 <u>Purchased Professional &amp; Technical Services</u></b> |                   |                         |                |                         |                       |                      |
| <b>Total Purchased Professional &amp; Technical Services</b>      |                   | <b>5,805.72</b>         |                | <b>5,805.72</b>         |                       |                      |
| <b>500 <u>Other Purchased Services</u></b>                        |                   |                         |                |                         |                       |                      |
| 561 Tuition to Other School Districts Within The State            |                   | 64,424.43               |                | 64,424.43               |                       |                      |
| 568 Tuition for PRRIs (in-state) and Detention Centers            |                   | 3,999.93                |                | 3,999.93                |                       |                      |
| <b>Total Other Purchased Services</b>                             |                   | <b>68,424.36</b>        |                | <b>68,424.36</b>        |                       |                      |
| <b>Total 1441 Adjudicated / Court Placed Programs</b>             |                   | <b><u>74,230.08</u></b> |                | <b><u>74,230.08</u></b> |                       |                      |

|   | <u>Elementary</u>      | <u>Secondary</u>         | <u>Federal</u> | <u>Total</u>             | <u>BEF Elementary</u> | <u>BEF Secondary</u> |
|---|------------------------|--------------------------|----------------|--------------------------|-----------------------|----------------------|
| <b>1442 PDE Approved Alternative Education Programs</b>           |                        |                          |                |                          |                       |                      |
| <b>100 <u>Personnel Services-Salaries</u></b>                     |                        |                          |                |                          |                       |                      |
| <b>Total Personnel Services-Salaries</b>                          |                        | <b>141,512.23</b>        |                | <b>141,512.23</b>        |                       |                      |
| <b>200 <u>Personnel Services-Employee Benefits</u></b>            |                        |                          |                |                          |                       |                      |
| 210 Grp Ins - Contracted Provider                                 |                        | 358.60                   |                | 358.60                   |                       |                      |
| 220 Social Security Contributions                                 |                        | 10,227.76                |                | 10,227.76                |                       |                      |
| 230 PSERS Retirement Contributions                                |                        | 17,222.72                |                | 17,222.72                |                       |                      |
| 270 Grp Ins - Self Insurance                                      |                        | 39,083.59                |                | 39,083.59                |                       |                      |
| <b>Total Personnel Services-Employee Benefits</b>                 |                        | <b>66,892.67</b>         |                | <b>66,892.67</b>         |                       |                      |
| <b>300 <u>Purchased Professional &amp; Technical Services</u></b> |                        |                          |                |                          |                       |                      |
| <b>Total Purchased Professional &amp; Technical Services</b>      | <b>1,560.00</b>        | <b>11,537.91</b>         |                | <b>13,097.91</b>         |                       |                      |
| <b>500 <u>Other Purchased Services</u></b>                        |                        |                          |                |                          |                       |                      |
| 510 Student Transportation Services                               |                        | 2,246.48                 |                | 2,246.48                 |                       |                      |
| 569 Tuition - Other   |                        | 186,175.20               |                | 186,175.20               |                       |                      |
| <b>Total Other Purchased Services</b>                             |                        | <b>188,421.68</b>        |                | <b>188,421.68</b>        |                       |                      |
| <b>Total 1442 PDE Approved Alternative Education Programs</b>     | <b><u>1,560.00</u></b> | <b><u>408,364.49</u></b> |                | <b><u>409,924.49</u></b> |                       |                      |

|  | <u>Elementary</u>      | <u>Secondary</u>       | <u>Federal</u> | <u>Total</u>           | <u>BEF Elementary</u> | <u>BEF Secondary</u> |
|--|------------------------|------------------------|----------------|------------------------|-----------------------|----------------------|
| <b>1450 Instruct. Prog. Outside the Established School Day</b>       |                        |                        |                |                        |                       |                      |
| <b>100 Personnel Services-Salaries</b>                               |                        |                        |                |                        |                       |                      |
| <b>Total Personnel Services-Salaries</b>                             | <b>1,914.60</b>        | <b>6,142.68</b>        |                | <b>8,057.28</b>        |                       |                      |
| <b>200 Personnel Services-Employee Benefits</b>                      |                        |                        |                |                        |                       |                      |
| 220 Social Security Contributions                                    | 143.03                 | 462.11                 |                | 605.14                 |                       |                      |
| 230 PSERS Retirement Contributions                                   | 236.64                 | 759.24                 |                | 995.88                 |                       |                      |
| <b>Total Personnel Services-Employee Benefits</b>                    | <b>379.67</b>          | <b>1,221.35</b>        |                | <b>1,601.02</b>        |                       |                      |
| <b>Total 1450 Instruct. Prog. Outside the Established School Day</b> | <b><u>2,294.27</u></b> | <b><u>7,364.03</u></b> |                | <b><u>9,658.30</u></b> |                       |                      |

School: 115211103 Carlisle Area SD

County: Cumberland

Printed 12/8/2013 11:57:39

|   | <u>Elementary</u> | <u>Secondary</u>  | <u>Federal</u> | <u>Total</u>        | <u>BEF Elementary</u> | <u>BEF Secondary</u> |
|---|-------------------|-------------------|----------------|---------------------|-----------------------|----------------------|
| <b>1490 Additional Other Instruction Programs</b>       |                   |                   |                |                     |                       |                      |
| <b>500 Other Purchased Services</b>                     |                   |                   |                |                     |                       |                      |
| 562 Tuition to Pennsylvania Charter Schools             | 352,881.77        | 867,457.30        |                | 1,220,339.07        |                       |                      |
| <b>Total Other Purchased Services</b>                   | <b>352,881.77</b> | <b>867,457.30</b> |                | <b>1,220,339.07</b> |                       |                      |
| <b>Total 1490 Additional Other Instruction Programs</b> | <b>352,881.77</b> | <b>867,457.30</b> |                | <b>1,220,339.07</b> |                       |                      |

|  | <u>Federal</u>  | <u>Total</u>    | <u>BEF Elementary</u> | <u>BEF Secondary</u> |
|--|-----------------|-----------------|-----------------------|----------------------|
| 1500 Nonpublic School Programs                             |                 |                 |                       |                      |
| 300 <u>Purchased Professional &amp; Technical Services</u> |                 |                 |                       |                      |
| Total Purchased Professional & Technical Services          | 6,301.00        | 6,301.00        |                       |                      |
| Total 1500 Nonpublic School Programs                       | <u>6,301.00</u> | <u>6,301.00</u> |                       |                      |

|   | <u>Federal</u> | <u>Total</u>             | <u>BEF Elementary</u> | <u>BEF Secondary</u> |
|---|----------------|--------------------------|-----------------------|----------------------|
| <b>1600 Adult Education Programs</b>                              |                |                          |                       |                      |
| <b>100 <u>Personnel Services-Salaries</u></b>                     |                |                          |                       |                      |
| <b>Total Personnel Services-Salaries</b>                          |                | <b>6,509.64</b>          |                       |                      |
| <b>200 <u>Personnel Services-Employee Benefits</u></b>            |                |                          |                       |                      |
| 220 Social Security Contributions                                 |                | 497.99                   |                       |                      |
| 230 PSERS Retirement Contributions                                |                | 776.99                   |                       |                      |
| <b>Total Personnel Services-Employee Benefits</b>                 |                | <b>1,274.98</b>          |                       |                      |
| <b>500 <u>Other Purchased Services</u></b>                        |                |                          |                       |                      |
| 566 Tuition to Institutions of Higher Ed and Technical Institutes |                | 373,785.00               |                       |                      |
| <b>Total Other Purchased Services</b>                             |                | <b>373,785.00</b>        |                       |                      |
| <b>600 <u>Supplies</u></b>  |                |                          |                       |                      |
| 640 Books & Periodicals   |                | 68,894.75                |                       |                      |
| <b>Total Supplies</b>   |                | <b>68,894.75</b>         |                       |                      |
| <b>Total 1600 Adult Education Programs</b>                        |                | <b><u>450,464.37</u></b> |                       |                      |

|  | <u>Total</u>        |
|--|---------------------|
| <b>2000 Support Services</b>                                 |                     |
| <b>100 Personnel Services-Salaries</b>                       |                     |
| <b>Total Personnel Services-Salaries</b>                     | <b>8,642,083.60</b> |
| <b>200 Personnel Services-Employee Benefits</b>              |                     |
| 210 Grp Ins - Contracted Provider                            | 35,927.27           |
| 220 Social Security Contributions                            | 634,472.78          |
| 230 PSERS Retirement Contributions                           | 1,038,037.94        |
| 240 Tuition Reimbursements                                   | 30,640.50           |
| 250 Unemployment Compensation                                | 61,825.05           |
| 260 Workmen's Compensation                                   | 167,973.93          |
| 270 Grp Ins - Self Insurance                                 | 1,572,395.66        |
| 280 Other Post Employment Benefits (OPEB)                    | 173,604.50          |
| 290 Other Employee Benefits                                  | 405.00              |
| <b>Total Personnel Services-Employee Benefits</b>            | <b>3,715,282.63</b> |
| <b>300 Purchased Professional &amp; Technical Services</b>   |                     |
| <b>Total Purchased Professional &amp; Technical Services</b> | <b>1,244,646.56</b> |
| <b>400 Purchased Property Services</b>                       |                     |
| 410 Cleaning Services  | 212,703.55          |
| 420 Utility Services   | 113,270.40          |
| 430 Repairs and Maintenance                                  | 363,780.46          |
| 440 Rentals  | 251,027.40          |
| 460 Extermination Services                                   | 8,012.62            |
| <b>Total Purchased Property Services</b>                     | <b>948,794.43</b>   |
| <b>500 Other Purchased Services</b>                          |                     |
| 510 Student Transportation Services                          | 2,854,931.14        |
| 520 Insurance-General  | 159,185.95          |
| 530 Communications   | 71,310.44           |
| 540 Advertising  | 12,774.28           |
| 550 Printing & Binding                                       | 16,241.25           |
| 580 Travel   | 43,128.44           |
| 590 Miscellaneous Purchased Services                         | 55,555.14           |
| <b>Total Other Purchased Services</b>                        | <b>3,213,126.64</b> |
| <b>600 Supplies</b>  |                     |
| 610 General Supplies   | 656,440.69          |
| 620 Energy   | 1,270,488.98        |
| 630 Food   | 19,959.75           |
| 640 Books & Periodicals                                      | 81,193.88           |
| <b>Total Supplies</b>  | <b>2,028,083.30</b> |
| <b>700 Property</b>  |                     |
| 750 Equipment - Original & Additional                        | 21,199.57           |
| 760 Equipment - Replacement                                  | 14,943.88           |
| <b>Total Property</b>  | <b>36,143.45</b>    |

2000 Support Services

800 Other Objects

Total Other Objects

Total 2000 Support Services

Total

143,916.54

19,972,077.15



|   | <u>Federal</u>           | <u>Total</u>               | <u>BEF Elementary</u> | <u>BEF Secondary</u> |
|---|--------------------------|----------------------------|-----------------------|----------------------|
| <b>2100 Pupil Personnel</b>                                       |                          |                            |                       |                      |
| <b>100 <u>Personnel Services-Salaries</u></b>                     |                          |                            |                       |                      |
| <b>Total Personnel Services-Salaries</b>                          | <b>68,008.87</b>         | <b>2,103,060.51</b>        |                       |                      |
| <b>200 <u>Personnel Services-Employee Benefits</u></b>            |                          |                            |                       |                      |
| 210 Grp Ins - Contracted Provider                                 | 115.50                   | 5,063.11                   |                       |                      |
| 220 Social Security Contributions                                 | 4,968.54                 | 154,461.07                 |                       |                      |
| 230 PSERS Retirement Contributions                                | 4,202.89                 | 254,381.30                 |                       |                      |
| 240 Tuition Reimbursements  |                          | 6,856.50                   |                       |                      |
| 270 Grp Ins - Self Insurance                                      | 12,706.70                | 403,571.87                 |                       |                      |
| <b>Total Personnel Services-Employee Benefits</b>                 | <b>21,993.63</b>         | <b>824,333.85</b>          |                       |                      |
| <b>300 <u>Purchased Professional &amp; Technical Services</u></b> |                          |                            |                       |                      |
| <b>Total Purchased Professional &amp; Technical Services</b>      | <b>23,269.74</b>         | <b>449,303.78</b>          |                       |                      |
| <b>400 <u>Purchased Property Services</u></b>                     |                          |                            |                       |                      |
| 430 Repairs and Maintenance                                       |                          | 324.95                     |                       |                      |
| 440 Rentals   |                          | 1,053.59                   |                       |                      |
| <b>Total Purchased Property Services</b>                          |                          | <b>1,378.54</b>            |                       |                      |
| <b>500 <u>Other Purchased Services</u></b>                        |                          |                            |                       |                      |
| 510 Student Transportation Services                               |                          | 1,716.24                   |                       |                      |
| 550 Printing & Binding  |                          | 4,991.25                   |                       |                      |
| 580 Travel  | 52.68                    | 5,112.94                   |                       |                      |
| <b>Total Other Purchased Services</b>                             | <b>52.68</b>             | <b>11,820.43</b>           |                       |                      |
| <b>600 <u>Supplies</u></b>  |                          |                            |                       |                      |
| 610 General Supplies  | 8,052.53                 | 56,755.98                  |                       |                      |
| <b>Total Supplies</b>   | <b>8,052.53</b>          | <b>56,755.98</b>           |                       |                      |
| <b>700 <u>Property</u></b>  |                          |                            |                       |                      |
| 760 Equipment - Replacement                                       | 624.00                   | 624.00                     |                       |                      |
| <b>Total Property</b>   | <b>624.00</b>            | <b>624.00</b>              |                       |                      |
| <b>800 <u>Other Objects</u></b>                                   |                          |                            |                       |                      |
| <b>Total Other Objects</b>  | <b>60.00</b>             | <b>27,449.85</b>           |                       |                      |
| <b>Total 2100 Pupil Personnel</b>                                 | <b><u>122,061.45</u></b> | <b><u>3,474,726.94</u></b> |                       |                      |

|  | <u>Elementary</u>        | <u>Secondary</u>           | <u>Federal</u>          | <u>Total</u>               | <u>BEF Elementary</u> | <u>BEF Secondary</u> |
|--|--------------------------|----------------------------|-------------------------|----------------------------|-----------------------|----------------------|
| <b>2120 Guidance Services</b>                                |                          |                            |                         |                            |                       |                      |
| <b>100 Personnel Services-Salaries</b>                       |                          |                            |                         |                            |                       |                      |
| <b>Total Personnel Services-Salaries</b>                     | <b>432,661.74</b>        | <b>705,348.54</b>          | <b>68,008.87</b>        | <b>1,206,019.15</b>        |                       |                      |
| <b>200 Personnel Services-Employee Benefits</b>              |                          |                            |                         |                            |                       |                      |
| 210 Grp Ins - Contracted Provider                            | 1,146.98                 | 1,554.68                   | 115.50                  | 2,817.16                   |                       |                      |
| 220 Social Security Contributions                            | 31,492.49                | 52,227.35                  | 4,968.55                | 88,688.39                  |                       |                      |
| 230 PSERS Retirement Contributions                           | 56,980.68                | 83,964.54                  | 4,202.89                | 145,148.11                 |                       |                      |
| 240 Tuition Reimbursements                                   |                          | 6,856.50                   |                         | 6,856.50                   |                       |                      |
| 270 Grp Ins - Self Insurance                                 | 88,874.31                | 119,855.25                 | 12,706.70               | 221,436.26                 |                       |                      |
| <b>Total Personnel Services-Employee Benefits</b>            | <b>178,494.46</b>        | <b>264,458.32</b>          | <b>21,993.64</b>        | <b>464,946.42</b>          |                       |                      |
| <b>300 Purchased Professional &amp; Technical Services</b>   |                          |                            |                         |                            |                       |                      |
| <b>Total Purchased Professional &amp; Technical Services</b> | <b>63,362.32</b>         | <b>57,025.52</b>           |                         | <b>120,387.84</b>          |                       |                      |
| <b>500 Other Purchased Services</b>                          |                          |                            |                         |                            |                       |                      |
| 550 Printing & Binding                                       |                          | 4,566.00                   |                         | 4,566.00                   |                       |                      |
| 580 Travel   |                          | 153.68                     |                         | 153.68                     |                       |                      |
| <b>Total Other Purchased Services</b>                        |                          | <b>4,719.68</b>            |                         | <b>4,719.68</b>            |                       |                      |
| <b>600 Supplies</b>  |                          |                            |                         |                            |                       |                      |
| 610 General Supplies   | 1,076.88                 | 3,545.78                   |                         | 4,622.66                   |                       |                      |
| <b>Total Supplies</b>  | <b>1,076.88</b>          | <b>3,545.78</b>            |                         | <b>4,622.66</b>            |                       |                      |
| <b>Total 2120 Guidance Services</b>                          | <b><u>675,595.40</u></b> | <b><u>1,035,097.84</u></b> | <b><u>90,002.51</u></b> | <b><u>1,800,695.75</u></b> |                       |                      |

|   | <u>Federal</u> | <u>Total</u>             | <u>BEF Elementary</u> | <u>BEF Secondary</u> |
|---|----------------|--------------------------|-----------------------|----------------------|
| <b>2130 Attendance Services</b>                   |                |                          |                       |                      |
| <b>100 Personnel Services-Salaries</b>            |                |                          |                       |                      |
| <b>Total Personnel Services-Salaries</b>          |                | <b>76,429.86</b>         |                       |                      |
| <b>200 Personnel Services-Employee Benefits</b>   |                |                          |                       |                      |
| 210 Grp Ins - Contracted Provider                 |                | 140.60                   |                       |                      |
| 220 Social Security Contributions                 |                | 5,590.56                 |                       |                      |
| 230 PSERS Retirement Contributions                |                | 9,378.81                 |                       |                      |
| 270 Grp Ins - Self Insurance                      |                | 13,469.26                |                       |                      |
| <b>Total Personnel Services-Employee Benefits</b> |                | <b>28,579.23</b>         |                       |                      |
| <b>400 Purchased Property Services</b>            |                |                          |                       |                      |
| 440 Rentals                                       |                | 363.59                   |                       |                      |
| <b>Total Purchased Property Services</b>          |                | <b>363.59</b>            |                       |                      |
| <b>500 Other Purchased Services</b>               |                |                          |                       |                      |
| 580 Travel  |                | 973.45                   |                       |                      |
| <b>Total Other Purchased Services</b>             |                | <b>973.45</b>            |                       |                      |
| <b>Total 2130 Attendance Services</b>             |                | <b><u>106,346.13</u></b> |                       |                      |

|  | <u>Elementary</u>        | <u>Secondary</u>         | <u>Federal</u>         | <u>Total</u>             | <u>BEF Elementary</u> | <u>BEF Secondary</u> |
|--|--------------------------|--------------------------|------------------------|--------------------------|-----------------------|----------------------|
| <b>2140 Psychological Services</b>                           |                          |                          |                        |                          |                       |                      |
| <b>100 Personnel Services-Salaries</b>                       |                          |                          |                        |                          |                       |                      |
| <b>Total Personnel Services-Salaries</b>                     | <b>98,622.49</b>         | <b>84,011.75</b>         |                        | <b>182,634.24</b>        |                       |                      |
| <b>200 Personnel Services-Employee Benefits</b>              |                          |                          |                        |                          |                       |                      |
| 210 Grp Ins - Contracted Provider                            | 213.84                   | 182.16                   |                        | 396.00                   |                       |                      |
| 220 Social Security Contributions                            | 7,259.12                 | 6,183.70                 |                        | 13,442.82                |                       |                      |
| 230 PSERS Retirement Contributions                           | 12,183.69                | 10,378.70                |                        | 22,562.39                |                       |                      |
| 270 Grp Ins - Self Insurance                                 | 19,165.05                | 16,325.79                |                        | 35,490.84                |                       |                      |
| <b>Total Personnel Services-Employee Benefits</b>            | <b>38,821.70</b>         | <b>33,070.35</b>         |                        | <b>71,892.05</b>         |                       |                      |
| <b>300 Purchased Professional &amp; Technical Services</b>   |                          |                          |                        |                          |                       |                      |
| <b>Total Purchased Professional &amp; Technical Services</b> | <b>218.09</b>            | <b>87.40</b>             |                        | <b>305.49</b>            |                       |                      |
| <b>500 Other Purchased Services</b>                          |                          |                          |                        |                          |                       |                      |
| 580 Travel   | 1,320.43                 | 828.29                   |                        | 2,148.72                 |                       |                      |
| <b>Total Other Purchased Services</b>                        | <b>1,320.43</b>          | <b>828.29</b>            |                        | <b>2,148.72</b>          |                       |                      |
| <b>600 Supplies</b>  |                          |                          |                        |                          |                       |                      |
| 610 General Supplies   |                          |                          | 7,978.72               | 7,978.72                 |                       |                      |
| <b>Total Supplies</b>  |                          |                          | <b>7,978.72</b>        | <b>7,978.72</b>          |                       |                      |
| <b>Total 2140 Psychological Services</b>                     | <b><u>138,982.71</u></b> | <b><u>117,997.79</u></b> | <b><u>7,978.72</u></b> | <b><u>264,959.22</u></b> |                       |                      |

|  | <u>Elementary</u>        | <u>Secondary</u>         | <u>Federal</u>       | <u>Total</u>             | <u>BEF Elementary</u> | <u>BEF Secondary</u> |
|--|--------------------------|--------------------------|----------------------|--------------------------|-----------------------|----------------------|
| <b>2150 Speech Pathology And Audiology Services</b>          |                          |                          |                      |                          |                       |                      |
| <b>100 Personnel Services-Salaries</b>                       |                          |                          |                      |                          |                       |                      |
| <b>Total Personnel Services-Salaries</b>                     | <b>267,847.36</b>        | <b>83,867.91</b>         |                      | <b>351,715.27</b>        |                       |                      |
| <b>200 Personnel Services-Employee Benefits</b>              |                          |                          |                      |                          |                       |                      |
| 210 Grp Ins - Contracted Provider                            | 564.28                   | 172.76                   |                      | 737.04                   |                       |                      |
| 220 Social Security Contributions                            | 19,951.65                | 6,206.87                 | (0.01)               | 26,158.51                |                       |                      |
| 230 PSERS Retirement Contributions                           | 32,861.76                | 10,289.28                |                      | 43,151.04                |                       |                      |
| 270 Grp Ins - Self Insurance                                 | 37,514.35                | 13,415.58                |                      | 50,929.93                |                       |                      |
| <b>Total Personnel Services-Employee Benefits</b>            | <b>90,892.04</b>         | <b>30,084.49</b>         | <b>(0.01)</b>        | <b>120,976.52</b>        |                       |                      |
| <b>300 Purchased Professional &amp; Technical Services</b>   |                          |                          |                      |                          |                       |                      |
| <b>Total Purchased Professional &amp; Technical Services</b> | <b>210,980.54</b>        | <b>52,272.87</b>         |                      | <b>263,253.41</b>        |                       |                      |
| <b>500 Other Purchased Services</b>                          |                          |                          |                      |                          |                       |                      |
| 580 Travel   |                          | 577.27                   |                      | 577.27                   |                       |                      |
| <b>Total Other Purchased Services</b>                        |                          | <b>577.27</b>            |                      | <b>577.27</b>            |                       |                      |
| <b>600 Supplies</b>  |                          |                          |                      |                          |                       |                      |
| 610 General Supplies   | 247.02                   | 211.96                   |                      | 458.98                   |                       |                      |
| <b>Total Supplies</b>  | <b>247.02</b>            | <b>211.96</b>            |                      | <b>458.98</b>            |                       |                      |
| <b>Total 2150 Speech Pathology And Audiology Services</b>    | <b><u>569,966.96</u></b> | <b><u>167,014.50</u></b> | <b><u>(0.01)</u></b> | <b><u>736,981.45</u></b> |                       |                      |

|  | <u>Federal</u> | <u>Total</u>            | <u>BEF Elementary</u> | <u>BEF Secondary</u> |
|--|----------------|-------------------------|-----------------------|----------------------|
| <b>2160 Social Work Services</b>                       |                |                         |                       |                      |
| <b>100 <u>Personnel Services-Salaries</u></b>          |                |                         |                       |                      |
| <b>Total Personnel Services-Salaries</b>               |                | <b>52,094.31</b>        |                       |                      |
| <b>200 <u>Personnel Services-Employee Benefits</u></b> |                |                         |                       |                      |
| 210 Grp Ins - Contracted Provider                      |                | 78.24                   |                       |                      |
| 220 Social Security Contributions                      |                | 3,919.43                |                       |                      |
| 230 PSERS Retirement Contributions                     |                | 6,414.70                |                       |                      |
| 270 Grp Ins - Self Insurance                           |                | 5,120.28                |                       |                      |
| <b>Total Personnel Services-Employee Benefits</b>      |                | <b>15,532.65</b>        |                       |                      |
| <b>500 <u>Other Purchased Services</u></b>             |                |                         |                       |                      |
| 580 Travel   |                | 1,207.14                |                       |                      |
| <b>Total Other Purchased Services</b>                  |                | <b>1,207.14</b>         |                       |                      |
| <b>800 <u>Other Objects</u></b>                        |                |                         |                       |                      |
| <b>Total Other Objects</b>                             |                | <b>190.00</b>           |                       |                      |
| <b>Total 2160 Social Work Services</b>                 |                | <b><u>69,024.10</u></b> |                       |                      |

|  | <u>Federal</u>          | <u>Total</u>             | <u>BEF Elementary</u> | <u>BEF Secondary</u> |
|--|-------------------------|--------------------------|-----------------------|----------------------|
| <b>2170 Student Accounting Services</b>                      |                         |                          |                       |                      |
| <b>100 Personnel Services-Salaries</b>                       |                         |                          |                       |                      |
| <b>Total Personnel Services-Salaries</b>                     |                         | <b>73,389.85</b>         |                       |                      |
| <b>200 Personnel Services-Employee Benefits</b>              |                         |                          |                       |                      |
| 210 Grp Ins - Contracted Provider                            |                         | 187.04                   |                       |                      |
| 220 Social Security Contributions                            |                         | 5,499.30                 |                       |                      |
| 230 PSERS Retirement Contributions                           |                         | 8,871.07                 |                       |                      |
| 270 Grp Ins - Self Insurance                                 |                         | 9,255.13                 |                       |                      |
| <b>Total Personnel Services-Employee Benefits</b>            |                         | <b>23,812.54</b>         |                       |                      |
| <b>300 Purchased Professional &amp; Technical Services</b>   |                         |                          |                       |                      |
| <b>Total Purchased Professional &amp; Technical Services</b> | <b>23,269.74</b>        | <b>29,804.30</b>         |                       |                      |
| <b>400 Purchased Property Services</b>                       |                         |                          |                       |                      |
| 430 Repairs and Maintenance                                  |                         | 324.95                   |                       |                      |
| 440 Rentals  |                         | 690.00                   |                       |                      |
| <b>Total Purchased Property Services</b>                     |                         | <b>1,014.95</b>          |                       |                      |
| <b>500 Other Purchased Services</b>                          |                         |                          |                       |                      |
| 550 Printing & Binding                                       |                         | 425.25                   |                       |                      |
| 580 Travel   | 52.68                   | 52.68                    |                       |                      |
| <b>Total Other Purchased Services</b>                        | <b>52.68</b>            | <b>477.93</b>            |                       |                      |
| <b>600 Supplies</b>  |                         |                          |                       |                      |
| 610 General Supplies   | 73.81                   | 43,525.88                |                       |                      |
| <b>Total Supplies</b>  | <b>73.81</b>            | <b>43,525.88</b>         |                       |                      |
| <b>700 Property</b>  |                         |                          |                       |                      |
| 760 Equipment - Replacement                                  | 624.00                  | 624.00                   |                       |                      |
| <b>Total Property</b>  | <b>624.00</b>           | <b>624.00</b>            |                       |                      |
| <b>800 Other Objects</b>                                     |                         |                          |                       |                      |
| <b>Total Other Objects</b>                                   | <b>60.00</b>            | <b>60.00</b>             |                       |                      |
| <b>Total 2170 Student Accounting Services</b>                | <b><u>24,080.23</u></b> | <b><u>172,709.45</u></b> |                       |                      |

|  | <u>Elementary</u>       | <u>Secondary</u>         | <u>Federal</u> | <u>Total</u>             | <u>BEF Elementary</u> | <u>BEF Secondary</u> |
|--|-------------------------|--------------------------|----------------|--------------------------|-----------------------|----------------------|
| <b>2190 Other Pupil Personnel Services</b>                   |                         |                          |                |                          |                       |                      |
| <b>100 Personnel Services-Salaries</b>                       |                         |                          |                |                          |                       |                      |
| <b>Total Personnel Services-Salaries</b>                     | <b>34,074.41</b>        | <b>126,703.42</b>        |                | <b>160,777.83</b>        |                       |                      |
| <b>200 Personnel Services-Employee Benefits</b>              |                         |                          |                |                          |                       |                      |
| 210 Grp Ins - Contracted Provider                            | 73.39                   | 633.64                   |                | 707.03                   |                       |                      |
| 220 Social Security Contributions                            | 2,348.68                | 8,813.38                 |                | 11,162.06                |                       |                      |
| 230 PSERS Retirement Contributions                           | 4,192.24                | 14,662.94                |                | 18,855.18                |                       |                      |
| 270 Grp Ins - Self Insurance                                 | 4,910.62                | 62,959.55                |                | 67,870.17                |                       |                      |
| <b>Total Personnel Services-Employee Benefits</b>            | <b>11,524.93</b>        | <b>87,069.51</b>         |                | <b>98,594.44</b>         |                       |                      |
| <b>300 Purchased Professional &amp; Technical Services</b>   |                         |                          |                |                          |                       |                      |
| <b>Total Purchased Professional &amp; Technical Services</b> |                         | <b>35,552.74</b>         |                | <b>35,552.74</b>         |                       |                      |
| <b>500 Other Purchased Services</b>                          |                         |                          |                |                          |                       |                      |
| 510 Student Transportation Services                          |                         | 1,716.24                 |                | 1,716.24                 |                       |                      |
| <b>Total Other Purchased Services</b>                        |                         | <b>1,716.24</b>          |                | <b>1,716.24</b>          |                       |                      |
| <b>600 Supplies</b>  |                         |                          |                |                          |                       |                      |
| 610 General Supplies   |                         | 169.74                   |                | 169.74                   |                       |                      |
| <b>Total Supplies</b>  |                         | <b>169.74</b>            |                | <b>169.74</b>            |                       |                      |
| <b>800 Other Objects</b>                                     |                         |                          |                |                          |                       |                      |
| <b>Total Other Objects</b>                                   |                         | <b>27,199.85</b>         |                | <b>27,199.85</b>         |                       |                      |
| <b>Total 2190 Other Pupil Personnel Services</b>             | <b><u>45,599.34</u></b> | <b><u>278,411.50</u></b> |                | <b><u>324,010.84</u></b> |                       |                      |



|  | <u>Elementary</u>        | <u>Secondary</u>         | <u>Federal</u>          | <u>Total</u>               | <u>BEF Elementary</u> | <u>BEF Secondary</u> |
|--|--------------------------|--------------------------|-------------------------|----------------------------|-----------------------|----------------------|
| <b>2200 Instructional Staff</b>                              |                          |                          |                         |                            |                       |                      |
| <b>100 Personnel Services-Salaries</b>                       |                          |                          |                         |                            |                       |                      |
| <b>Total Personnel Services-Salaries</b>                     | <b>620,705.96</b>        | <b>610,154.60</b>        | <b>14,191.22</b>        | <b>1,245,051.78</b>        |                       |                      |
| <b>200 Personnel Services-Employee Benefits</b>              |                          |                          |                         |                            |                       |                      |
| 210 Grp Ins - Contracted Provider                            | 2,534.99                 | 1,524.13                 |                         | 4,059.12                   |                       |                      |
| 220 Social Security Contributions                            | 54,620.19                | 36,214.86                | 1,085.56                | 91,920.61                  |                       |                      |
| 230 PSERS Retirement Contributions                           | 91,419.38                | 60,143.00                | 396.95                  | 151,959.33                 |                       |                      |
| 240 Tuition Reimbursements                                   | 375.00                   | 2,580.00                 |                         | 2,955.00                   |                       |                      |
| 270 Grp Ins - Self Insurance                                 | 130,585.32               | 59,090.41                |                         | 189,675.73                 |                       |                      |
| <b>Total Personnel Services-Employee Benefits</b>            | <b>279,534.88</b>        | <b>159,552.40</b>        | <b>1,482.51</b>         | <b>440,569.79</b>          |                       |                      |
| <b>300 Purchased Professional &amp; Technical Services</b>   |                          |                          |                         |                            |                       |                      |
| <b>Total Purchased Professional &amp; Technical Services</b> | <b>3,144.50</b>          | <b>4,414.00</b>          | <b>5,358.00</b>         | <b>12,916.50</b>           |                       |                      |
| <b>400 Purchased Property Services</b>                       |                          |                          |                         |                            |                       |                      |
| 430 Repairs and Maintenance                                  | 487.07                   | 397.48                   |                         | 884.55                     |                       |                      |
| <b>Total Purchased Property Services</b>                     | <b>487.07</b>            | <b>397.48</b>            |                         | <b>884.55</b>              |                       |                      |
| <b>500 Other Purchased Services</b>                          |                          |                          |                         |                            |                       |                      |
| 550 Printing & Binding                                       | 2,987.76                 |                          |                         | 2,987.76                   |                       |                      |
| 580 Travel   | 2,307.18                 | 2,292.52                 | 2,224.31                | 6,824.01                   |                       |                      |
| <b>Total Other Purchased Services</b>                        | <b>5,294.94</b>          | <b>2,292.52</b>          | <b>2,224.31</b>         | <b>9,811.77</b>            |                       |                      |
| <b>600 Supplies</b>  |                          |                          |                         |                            |                       |                      |
| 610 General Supplies   | 5,549.19                 | 19,462.64                |                         | 25,011.83                  |                       |                      |
| 630 Food   | 471.17                   | 276.96                   | 494.52                  | 1,242.65                   |                       |                      |
| 640 Books & Periodicals                                      | 46,096.04                | 35,079.58                |                         | 81,175.62                  |                       |                      |
| <b>Total Supplies</b>  | <b>52,116.40</b>         | <b>54,819.18</b>         | <b>494.52</b>           | <b>107,430.10</b>          |                       |                      |
| <b>700 Property</b>  |                          |                          |                         |                            |                       |                      |
| 750 Equipment - Original & Additional                        |                          | 1,415.94                 |                         | 1,415.94                   |                       |                      |
| <b>Total Property</b>  |                          | <b>1,415.94</b>          |                         | <b>1,415.94</b>            |                       |                      |
| <b>800 Other Objects</b>                                     |                          |                          |                         |                            |                       |                      |
| <b>Total Other Objects</b>                                   | <b>242.19</b>            | <b>207.81</b>            | <b>3,835.00</b>         | <b>4,285.00</b>            |                       |                      |
| <b>Total 2200 Instructional Staff</b>                        | <b><u>961,525.94</u></b> | <b><u>833,253.93</u></b> | <b><u>27,585.56</u></b> | <b><u>1,822,365.43</u></b> |                       |                      |

|   | <u>Federal</u>         | <u>Total</u>               | <u>BEF Elementary</u> | <u>BEF Secondary</u> |
|---|------------------------|----------------------------|-----------------------|----------------------|
| <b>2300 Administration</b>  |                        |                            |                       |                      |
| <b>100 <u>Personnel Services-Salaries</u></b>                     |                        |                            |                       |                      |
| <b>Total Personnel Services-Salaries</b>                          |                        | <b>2,005,713.20</b>        |                       |                      |
| <b>200 <u>Personnel Services-Employee Benefits</u></b>            |                        |                            |                       |                      |
| 210 Grp Ins - Contracted Provider                                 |                        | 7,063.71                   |                       |                      |
| 220 Social Security Contributions                                 |                        | 145,707.09                 |                       |                      |
| 230 PSERS Retirement Contributions                                |                        | 241,762.06                 |                       |                      |
| 240 Tuition Reimbursements  |                        | 14,640.00                  |                       |                      |
| 270 Grp Ins - Self Insurance                                      |                        | 362,791.92                 |                       |                      |
| <b>Total Personnel Services-Employee Benefits</b>                 |                        | <b>771,964.78</b>          |                       |                      |
| <b>300 <u>Purchased Professional &amp; Technical Services</u></b> |                        |                            |                       |                      |
| <b>Total Purchased Professional &amp; Technical Services</b>      | <b>1,000.00</b>        | <b>287,114.68</b>          |                       |                      |
| <b>400 <u>Purchased Property Services</u></b>                     |                        |                            |                       |                      |
| 440 Rentals   |                        | 4,859.69                   |                       |                      |
| <b>Total Purchased Property Services</b>                          |                        | <b>4,859.69</b>            |                       |                      |
| <b>500 <u>Other Purchased Services</u></b>                        |                        |                            |                       |                      |
| 520 Insurance-General   |                        | 4,919.00                   |                       |                      |
| 530 Communications  |                        | 407.70                     |                       |                      |
| 540 Advertising   |                        | 251.94                     |                       |                      |
| 550 Printing & Binding  |                        | 4,979.85                   |                       |                      |
| 580 Travel  |                        | 8,792.22                   |                       |                      |
| <b>Total Other Purchased Services</b>                             |                        | <b>19,350.71</b>           |                       |                      |
| <b>600 <u>Supplies</u></b>  |                        |                            |                       |                      |
| 610 General Supplies  |                        | 14,264.76                  |                       |                      |
| 630 Food  |                        | 18,407.93                  |                       |                      |
| <b>Total Supplies</b>   |                        | <b>32,672.69</b>           |                       |                      |
| <b>700 <u>Property</u></b>  |                        |                            |                       |                      |
| 760 Equipment - Replacement                                       |                        | 68.78                      |                       |                      |
| <b>Total Property</b>   |                        | <b>68.78</b>               |                       |                      |
| <b>800 <u>Other Objects</u></b>                                   |                        |                            |                       |                      |
| <b>Total Other Objects</b>  |                        | <b>33,016.07</b>           |                       |                      |
| <b>Total 2300 Administration</b>                                  | <b><u>1,000.00</u></b> | <b><u>3,154,760.60</u></b> |                       |                      |

|   | <u>Federal</u>         | <u>Total</u>            | <u>BEF Elementary</u> | <u>BEF Secondary</u> |
|---|------------------------|-------------------------|-----------------------|----------------------|
| <b>2310 Board Services</b>  |                        |                         |                       |                      |
| <b>100 <u>Personnel Services-Salaries</u></b>                     |                        |                         |                       |                      |
| <b>Total Personnel Services-Salaries</b>                          |                        | <b>40.00</b>            |                       |                      |
| <b>200 <u>Personnel Services-Employee Benefits</u></b>            |                        |                         |                       |                      |
| 220 Social Security Contributions                                 |                        | 2.98                    |                       |                      |
| 230 PSERS Retirement Contributions                                |                        | 4.94                    |                       |                      |
| <b>Total Personnel Services-Employee Benefits</b>                 |                        | <b>7.92</b>             |                       |                      |
| <b>300 <u>Purchased Professional &amp; Technical Services</u></b> |                        |                         |                       |                      |
| <b>Total Purchased Professional &amp; Technical Services</b>      | <b>1,000.00</b>        | <b>30,552.01</b>        |                       |                      |
| <b>500 <u>Other Purchased Services</u></b>                        |                        |                         |                       |                      |
| 540 Advertising   |                        | 251.94                  |                       |                      |
| 580 Travel  |                        | 386.35                  |                       |                      |
| <b>Total Other Purchased Services</b>                             |                        | <b>638.29</b>           |                       |                      |
| <b>600 <u>Supplies</u></b>  |                        |                         |                       |                      |
| 610 General Supplies  |                        | 24.50                   |                       |                      |
| 630 Food  |                        | 9,044.81                |                       |                      |
| <b>Total Supplies</b>   |                        | <b>9,069.31</b>         |                       |                      |
| <b>700 <u>Property</u></b>  |                        |                         |                       |                      |
| 760 Equipment - Replacement                                       |                        | 68.78                   |                       |                      |
| <b>Total Property</b>   |                        | <b>68.78</b>            |                       |                      |
| <b>800 <u>Other Objects</u></b>                                   |                        |                         |                       |                      |
| <b>Total Other Objects</b>  |                        | <b>20,358.47</b>        |                       |                      |
| <b>Total 2310 Board Services</b>                                  | <b><u>1,000.00</u></b> | <b><u>60,734.78</u></b> |                       |                      |

|   | <u>Federal</u> | <u>Total</u>             | <u>BEF Elementary</u> | <u>BEF Secondary</u> |
|---|----------------|--------------------------|-----------------------|----------------------|
| <b>2330 Tax Assessment And Collection Services</b>                |                |                          |                       |                      |
| <b>100 <u>Personnel Services-Salaries</u></b>                     |                |                          |                       |                      |
| Total Personnel Services-Salaries                                 |                | <b>29,250.00</b>         |                       |                      |
| <b>200 <u>Personnel Services-Employee Benefits</u></b>            |                |                          |                       |                      |
| 220 Social Security Contributions                                 |                | 2,237.73                 |                       |                      |
| Total Personnel Services-Employee Benefits                        |                | <b>2,237.73</b>          |                       |                      |
| <b>300 <u>Purchased Professional &amp; Technical Services</u></b> |                |                          |                       |                      |
| Total Purchased Professional & Technical Services                 |                | <b>127,060.17</b>        |                       |                      |
| <b>500 <u>Other Purchased Services</u></b>                        |                |                          |                       |                      |
| 520 Insurance-General   |                | 4,919.00                 |                       |                      |
| 530 Communications  |                | 407.70                   |                       |                      |
| Total Other Purchased Services                                    |                | <b>5,326.70</b>          |                       |                      |
| <b>600 <u>Supplies</u></b>  |                |                          |                       |                      |
| 610 General Supplies  |                | 3,384.69                 |                       |                      |
| Total Supplies  |                | <b>3,384.69</b>          |                       |                      |
| <b>Total 2330 Tax Assessment And Collection Services</b>          |                | <b><u>167,259.29</u></b> |                       |                      |

|   | <u>Federal</u> | <u>Total</u>            | <u>BEF Elementary</u> | <u>BEF Secondary</u> |
|---|----------------|-------------------------|-----------------------|----------------------|
| <b>2340 Staff Relations And Negotiations Services</b>             |                |                         |                       |                      |
| <b>300 <u>Purchased Professional &amp; Technical Services</u></b> |                |                         |                       |                      |
| <b>Total Purchased Professional &amp; Technical Services</b>      |                | <b>8,672.66</b>         |                       |                      |
| <b>500 <u>Other Purchased Services</u></b>                        |                |                         |                       |                      |
| 550 Printing & Binding  |                | 281.60                  |                       |                      |
| 580 Travel  |                | 3,669.00                |                       |                      |
| <b>Total Other Purchased Services</b>                             |                | <b>3,950.60</b>         |                       |                      |
| <b>600 <u>Supplies</u></b>  |                |                         |                       |                      |
| 610 General Supplies  |                | 1,076.65                |                       |                      |
| 630 Food  |                | 5,655.28                |                       |                      |
| <b>Total Supplies</b>   |                | <b>6,731.93</b>         |                       |                      |
| <b>Total 2340 Staff Relations And Negotiations Services</b>       |                | <b><u>19,355.19</u></b> |                       |                      |

2350 Legal and Accounting Services

300 Purchased Professional & Technical Services

Total Purchased Professional & Technical Services

Total 2350 Legal and Accounting Services

Federal

Total

BEF Elementary

BEF Secondary

113,722.59

113,722.59

|   | <u>Elementary</u> | <u>Secondary</u> | <u>Federal</u> | <u>Total</u>             | <u>BEF Elementary</u> | <u>BEF Secondary</u> |
|---|-------------------|------------------|----------------|--------------------------|-----------------------|----------------------|
| <b>2360 Office Of The Superintendent (Exec Dir.) Svcs.</b>        |                   |                  |                |                          |                       |                      |
| <b>100 <u>Personnel Services-Salaries</u></b>                     |                   |                  |                |                          |                       |                      |
| <b>Total Personnel Services-Salaries</b>                          |                   |                  |                | <b>337,928.80</b>        |                       |                      |
| <b>200 <u>Personnel Services-Employee Benefits</u></b>            |                   |                  |                |                          |                       |                      |
| 210 Grp Ins - Contracted Provider                                 |                   |                  |                | 756.44                   |                       |                      |
| 220 Social Security Contributions                                 |                   |                  |                | 23,081.59                |                       |                      |
| 230 PSERS Retirement Contributions                                |                   |                  |                | 41,126.87                |                       |                      |
| 270 Grp Ins - Self Insurance                                      |                   |                  |                | 41,243.12                |                       |                      |
| <b>Total Personnel Services-Employee Benefits</b>                 |                   |                  |                | <b>106,208.02</b>        |                       |                      |
| <b>300 <u>Purchased Professional &amp; Technical Services</u></b> |                   |                  |                |                          |                       |                      |
| <b>Total Purchased Professional &amp; Technical Services</b>      |                   |                  |                | <b>7,107.25</b>          |                       |                      |
| <b>400 <u>Purchased Property Services</u></b>                     |                   |                  |                |                          |                       |                      |
| 440 Rentals   |                   |                  |                | 53.46                    |                       |                      |
| <b>Total Purchased Property Services</b>                          |                   |                  |                | <b>53.46</b>             |                       |                      |
| <b>500 <u>Other Purchased Services</u></b>                        |                   |                  |                |                          |                       |                      |
| 550 Printing & Binding  |                   |                  |                | 205.00                   |                       |                      |
| 580 Travel  |                   |                  |                | 4,351.38                 |                       |                      |
| <b>Total Other Purchased Services</b>                             |                   |                  |                | <b>4,556.38</b>          |                       |                      |
| <b>600 <u>Supplies</u></b>  |                   |                  |                |                          |                       |                      |
| 610 General Supplies  |                   |                  |                | 6,414.30                 |                       |                      |
| 630 Food  |                   |                  |                | 2,830.97                 |                       |                      |
| <b>Total Supplies</b>   |                   |                  |                | <b>9,245.27</b>          |                       |                      |
| <b>800 <u>Other Objects</u></b>                                   |                   |                  |                |                          |                       |                      |
| <b>Total Other Objects</b>  |                   |                  |                | <b>12,657.60</b>         |                       |                      |
| <b>Total 2360 Office Of The Superintendent (Exec Dir.) Svcs.</b>  |                   |                  |                | <b><u>477,756.78</u></b> |                       |                      |

|  | <u>Elementary</u>          | <u>Secondary</u>           | <u>Federal</u> | <u>Total</u>               | <u>BEF Elementary</u> | <u>BEF Secondary</u> |
|--|----------------------------|----------------------------|----------------|----------------------------|-----------------------|----------------------|
| <b>2380 Office Of The Principal Services</b>       |                            |                            |                |                            |                       |                      |
| <b>100 Personnel Services-Salaries</b>             |                            |                            |                |                            |                       |                      |
| <b>Total Personnel Services-Salaries</b>           | <b>829,950.92</b>          | <b>808,543.48</b>          |                | <b>1,638,494.40</b>        |                       |                      |
| <b>200 Personnel Services-Employee Benefits</b>    |                            |                            |                |                            |                       |                      |
| 210 Grp Ins - Contracted Provider                  | 3,095.37                   | 3,211.90                   |                | 6,307.27                   |                       |                      |
| 220 Social Security Contributions                  | 61,152.24                  | 59,232.55                  |                | 120,384.79                 |                       |                      |
| 230 PSERS Retirement Contributions                 | 101,689.99                 | 98,940.26                  |                | 200,630.25                 |                       |                      |
| 240 Tuition Reimbursements                         | 2,658.00                   | 11,982.00                  |                | 14,640.00                  |                       |                      |
| 270 Grp Ins - Self Insurance                       | 161,877.33                 | 159,671.47                 |                | 321,548.80                 |                       |                      |
| <b>Total Personnel Services-Employee Benefits</b>  | <b>330,472.93</b>          | <b>333,038.18</b>          |                | <b>663,511.11</b>          |                       |                      |
| <b>400 Purchased Property Services</b>             |                            |                            |                |                            |                       |                      |
| 440 Rentals  | 2,765.50                   | 2,040.73                   |                | 4,806.23                   |                       |                      |
| <b>Total Purchased Property Services</b>           | <b>2,765.50</b>            | <b>2,040.73</b>            |                | <b>4,806.23</b>            |                       |                      |
| <b>500 Other Purchased Services</b>                |                            |                            |                |                            |                       |                      |
| 550 Printing & Binding                             | 588.00                     | 3,905.25                   |                | 4,493.25                   |                       |                      |
| 580 Travel   |                            | 385.49                     |                | 385.49                     |                       |                      |
| <b>Total Other Purchased Services</b>              | <b>588.00</b>              | <b>4,290.74</b>            |                | <b>4,878.74</b>            |                       |                      |
| <b>600 Supplies</b>                                |                            |                            |                |                            |                       |                      |
| 610 General Supplies                               | 1,191.30                   | 2,173.32                   |                | 3,364.62                   |                       |                      |
| 630 Food   |                            | 876.87                     |                | 876.87                     |                       |                      |
| <b>Total Supplies</b>                              | <b>1,191.30</b>            | <b>3,050.19</b>            |                | <b>4,241.49</b>            |                       |                      |
| <b>Total 2380 Office Of The Principal Services</b> | <b><u>1,164,968.65</u></b> | <b><u>1,150,963.32</u></b> |                | <b><u>2,315,931.97</u></b> |                       |                      |



|   | <u>Federal</u> | <u>Total</u>             | <u>BEF Elementary</u> | <u>BEF Secondary</u> |
|---|----------------|--------------------------|-----------------------|----------------------|
| <b>2400 Pupil Health</b>  |                |                          |                       |                      |
| <b>100 <u>Personnel Services-Salaries</u></b>                     |                |                          |                       |                      |
| <b>Total Personnel Services-Salaries</b>                          |                | <b>472,718.37</b>        |                       |                      |
| <b>200 <u>Personnel Services-Employee Benefits</u></b>            |                |                          |                       |                      |
| 210 Grp Ins - Contracted Provider                                 |                | 1,224.80                 |                       |                      |
| 220 Social Security Contributions                                 |                | 34,716.29                |                       |                      |
| 230 PSERS Retirement Contributions                                |                | 55,711.95                |                       |                      |
| 240 Tuition Reimbursements  |                | 2,436.00                 |                       |                      |
| 270 Grp Ins - Self Insurance                                      |                | 84,348.36                |                       |                      |
| <b>Total Personnel Services-Employee Benefits</b>                 |                | <b>178,437.40</b>        |                       |                      |
| <b>300 <u>Purchased Professional &amp; Technical Services</u></b> |                |                          |                       |                      |
| <b>Total Purchased Professional &amp; Technical Services</b>      |                | <b>288,613.89</b>        |                       |                      |
| <b>400 <u>Purchased Property Services</u></b>                     |                |                          |                       |                      |
| 410 Cleaning Services   |                | 602.94                   |                       |                      |
| 430 Repairs and Maintenance                                       |                | 225.00                   |                       |                      |
| <b>Total Purchased Property Services</b>                          |                | <b>827.94</b>            |                       |                      |
| <b>500 <u>Other Purchased Services</u></b>                        |                |                          |                       |                      |
| 580 Travel  |                | 119.47                   |                       |                      |
| <b>Total Other Purchased Services</b>                             |                | <b>119.47</b>            |                       |                      |
| <b>600 <u>Supplies</u></b>  |                |                          |                       |                      |
| 610 General Supplies  |                | 7,182.81                 |                       |                      |
| <b>Total Supplies</b>   |                | <b>7,182.81</b>          |                       |                      |
| <b>700 <u>Property</u></b>  |                |                          |                       |                      |
| 760 Equipment - Replacement                                       |                | 150.00                   |                       |                      |
| <b>Total Property</b>   |                | <b>150.00</b>            |                       |                      |
| <b>Total 2400 Pupil Health</b>                                    |                | <b><u>948,049.88</u></b> |                       |                      |

|   | <u>Federal</u>         | <u>Total</u>             | <u>BEF Elementary</u> | <u>BEF Secondary</u> |
|---|------------------------|--------------------------|-----------------------|----------------------|
| <b>2500 Business</b>  |                        |                          |                       |                      |
| <b>100 <u>Personnel Services-Salaries</u></b>                     |                        |                          |                       |                      |
| <b>Total Personnel Services-Salaries</b>                          | <b>3,646.50</b>        | <b>412,673.79</b>        |                       |                      |
| <b>200 <u>Personnel Services-Employee Benefits</u></b>            |                        |                          |                       |                      |
| 210 Grp Ins - Contracted Provider                                 | 8.24                   | 1,023.52                 |                       |                      |
| 220 Social Security Contributions                                 | 270.41                 | 30,588.36                |                       |                      |
| 230 PSERS Retirement Contributions                                | 450.71                 | 50,760.49                |                       |                      |
| 240 Tuition Reimbursements  |                        | 3,753.00                 |                       |                      |
| 270 Grp Ins - Self Insurance                                      | 861.50                 | 65,595.68                |                       |                      |
| <b>Total Personnel Services-Employee Benefits</b>                 | <b>1,590.86</b>        | <b>151,721.05</b>        |                       |                      |
| <b>300 <u>Purchased Professional &amp; Technical Services</u></b> |                        |                          |                       |                      |
| <b>Total Purchased Professional &amp; Technical Services</b>      |                        | <b>27,546.74</b>         |                       |                      |
| <b>400 <u>Purchased Property Services</u></b>                     |                        |                          |                       |                      |
| 430 Repairs and Maintenance                                       |                        | 96.00                    |                       |                      |
| 440 Rentals   |                        | 4,829.00                 |                       |                      |
| <b>Total Purchased Property Services</b>                          |                        | <b>4,925.00</b>          |                       |                      |
| <b>500 <u>Other Purchased Services</u></b>                        |                        |                          |                       |                      |
| 550 Printing & Binding  |                        | 530.15                   |                       |                      |
| 580 Travel  |                        | 981.33                   |                       |                      |
| <b>Total Other Purchased Services</b>                             |                        | <b>1,511.48</b>          |                       |                      |
| <b>600 <u>Supplies</u></b>  |                        |                          |                       |                      |
| 610 General Supplies  |                        | 12,576.62                |                       |                      |
| 630 Food  |                        | 71.14                    |                       |                      |
| <b>Total Supplies</b>   |                        | <b>12,647.76</b>         |                       |                      |
| <b>700 <u>Property</u></b>  |                        |                          |                       |                      |
| 750 Equipment - Original & Additional                             |                        | 104.48                   |                       |                      |
| <b>Total Property</b>   |                        | <b>104.48</b>            |                       |                      |
| <b>800 <u>Other Objects</u></b>                                   |                        |                          |                       |                      |
| <b>Total Other Objects</b>  |                        | <b>9,041.96</b>          |                       |                      |
| <b>Total 2500 Business</b>  | <b><u>5,237.36</u></b> | <b><u>620,172.26</u></b> |                       |                      |

|   | <u>Elementary</u> | <u>Secondary</u> | <u>Federal</u> | <u>Total</u>        | <u>BEF Elementary</u> | <u>BEF Secondary</u> |
|---|-------------------|------------------|----------------|---------------------|-----------------------|----------------------|
| <b>2600 Operation &amp; Maintenance of Plant Services</b>       |                   |                  |                |                     |                       |                      |
| <b>100 Personnel Services-Salaries</b>                          |                   |                  |                |                     |                       |                      |
| Total Personnel Services-Salaries                               |                   |                  |                | 1,787,554.00        |                       |                      |
| <b>200 Personnel Services-Employee Benefits</b>                 |                   |                  |                |                     |                       |                      |
| 210 Grp Ins - Contracted Provider                               |                   |                  |                | 4,158.92            |                       |                      |
| 220 Social Security Contributions                               |                   |                  |                | 131,666.93          |                       |                      |
| 230 PSERS Retirement Contributions                              |                   |                  |                | 209,546.98          |                       |                      |
| 270 Grp Ins - Self Insurance                                    |                   |                  |                | 359,787.59          |                       |                      |
| Total Personnel Services-Employee Benefits                      |                   |                  |                | 705,160.42          |                       |                      |
| <b>300 Purchased Professional &amp; Technical Services</b>      |                   |                  |                |                     |                       |                      |
| Total Purchased Professional & Technical Services               |                   |                  |                | 3,500.64            |                       |                      |
| <b>400 Purchased Property Services</b>                          |                   |                  |                |                     |                       |                      |
| 410 Cleaning Services   |                   |                  |                | 212,100.61          |                       |                      |
| 420 Utility Services  |                   |                  |                | 113,270.40          |                       |                      |
| 430 Repairs and Maintenance                                     |                   |                  |                | 306,371.65          |                       |                      |
| 440 Rentals   |                   |                  |                | 181.65              |                       |                      |
| 460 Extermination Services                                      |                   |                  |                | 8,012.62            |                       |                      |
| Total Purchased Property Services                               |                   |                  |                | 639,936.93          |                       |                      |
| <b>500 Other Purchased Services</b>                             |                   |                  |                |                     |                       |                      |
| 523 General Property and Liability Insurance                    |                   |                  |                | 154,266.95          |                       |                      |
| 580 Travel  |                   |                  |                | 3,036.62            |                       |                      |
| Total Other Purchased Services                                  |                   |                  |                | 157,303.57          |                       |                      |
| <b>600 Supplies</b>   |                   |                  |                |                     |                       |                      |
| 610 General Supplies  | 135,068.68        | 196,219.32       |                | 331,288.00          |                       |                      |
| 620 Energy  |                   |                  |                | 1,270,488.98        |                       |                      |
| 630 Food  |                   |                  |                | 171.47              |                       |                      |
| Total Supplies  |                   |                  |                | 1,601,948.45        |                       |                      |
| <b>700 Property</b>   |                   |                  |                |                     |                       |                      |
| 750 Equipment - Original & Additional                           |                   |                  |                | 18,231.72           |                       |                      |
| 760 Equipment - Replacement                                     |                   |                  |                | 10,246.42           |                       |                      |
| Total Property  |                   |                  |                | 28,478.14           |                       |                      |
| <b>800 Other Objects</b>  |                   |                  |                |                     |                       |                      |
| Total Other Objects   |                   |                  |                | 57,640.66           |                       |                      |
| <b>Total 2600 Operation &amp; Maintenance of Plant Services</b> |                   |                  |                | <b>4,981,522.81</b> |                       |                      |

|  | <u>Federal</u>         | <u>Total</u>               | <u>BEF Elementary</u> | <u>BEF Secondary</u> |
|--|------------------------|----------------------------|-----------------------|----------------------|
| <b>2700 Student Transportation Services</b>                  |                        |                            |                       |                      |
| <b>100 Personnel Services-Salaries</b>                       |                        |                            |                       |                      |
| <b>Total Personnel Services-Salaries</b>                     |                        | <b>77,358.90</b>           |                       |                      |
| <b>200 Personnel Services-Employee Benefits</b>              |                        |                            |                       |                      |
| 210 Grp Ins - Contracted Provider                            |                        | 240.80                     |                       |                      |
| 220 Social Security Contributions                            |                        | 5,847.71                   |                       |                      |
| 230 PSERS Retirement Contributions                           |                        | 9,314.60                   |                       |                      |
| 270 Grp Ins - Self Insurance                                 |                        | 4,812.08                   |                       |                      |
| <b>Total Personnel Services-Employee Benefits</b>            |                        | <b>20,215.19</b>           |                       |                      |
| <b>300 Purchased Professional &amp; Technical Services</b>   |                        |                            |                       |                      |
| <b>Total Purchased Professional &amp; Technical Services</b> |                        | <b>145,543.44</b>          |                       |                      |
| <b>500 Other Purchased Services</b>                          |                        |                            |                       |                      |
| 513 St Tr Svc-Contr Carrier                                  | 2,922.58               | 2,584,474.61               |                       |                      |
| 516 St Tr Svc from the IU                                    |                        | 73,106.38                  |                       |                      |
| 519 St Tr Svc From Other Sources                             |                        | 195,633.91                 |                       |                      |
| 540 Advertising  |                        | 3,120.48                   |                       |                      |
| 550 Printing & Binding                                       |                        | 205.94                     |                       |                      |
| 580 Travel   |                        | 4,989.59                   |                       |                      |
| <b>Total Other Purchased Services</b>                        | <b>2,922.58</b>        | <b>2,861,530.91</b>        |                       |                      |
| <b>600 Supplies</b>  |                        |                            |                       |                      |
| 610 General Supplies   |                        | 6,801.35                   |                       |                      |
| 630 Food   |                        | 66.56                      |                       |                      |
| <b>Total Supplies</b>  |                        | <b>6,867.91</b>            |                       |                      |
| <b>700 Property</b>  |                        |                            |                       |                      |
| 760 Equipment - Replacement                                  |                        | 733.04                     |                       |                      |
| <b>Total Property</b>  |                        | <b>733.04</b>              |                       |                      |
| <b>Total 2700 Student Transportation Services</b>            | <b><u>2,922.58</u></b> | <b><u>3,112,249.39</u></b> |                       |                      |

|   | <u>Federal</u>          | <u>Total</u>               | <u>BEF Elementary</u> | <u>BEF Secondary</u> |
|---|-------------------------|----------------------------|-----------------------|----------------------|
| <b>2800 Central</b>   |                         |                            |                       |                      |
| <b>100 <u>Personnel Services-Salaries</u></b>                     |                         |                            |                       |                      |
| <b>Total Personnel Services-Salaries</b>                          | <b>16,204.75</b>        | <b>537,953.05</b>          |                       |                      |
| <b>200 <u>Personnel Services-Employee Benefits</u></b>            |                         |                            |                       |                      |
| 210 Grp Ins - Contracted Provider                                 | 68.20                   | 13,093.29                  |                       |                      |
| 220 Social Security Contributions                                 | 1,190.36                | 39,564.72                  |                       |                      |
| 230 PSERS Retirement Contributions                                | 1,001.40                | 64,601.23                  |                       |                      |
| 250 Unemployment Compensation                                     |                         | 61,825.05                  |                       |                      |
| 260 Workmen's Compensation  |                         | 167,973.93                 |                       |                      |
| 270 Grp Ins - Self Insurance                                      | 3,327.94                | 101,812.43                 |                       |                      |
| 280 Other Post Employment Benefits (OPEB)                         |                         | 173,604.50                 |                       |                      |
| 290 Other Employee Benefits                                       |                         | 405.00                     |                       |                      |
| <b>Total Personnel Services-Employee Benefits</b>                 | <b>5,587.90</b>         | <b>622,880.15</b>          |                       |                      |
| <b>300 <u>Purchased Professional &amp; Technical Services</u></b> |                         |                            |                       |                      |
| <b>Total Purchased Professional &amp; Technical Services</b>      | <b>2,100.00</b>         | <b>30,106.89</b>           |                       |                      |
| <b>400 <u>Purchased Property Services</u></b>                     |                         |                            |                       |                      |
| 430 Repairs and Maintenance                                       |                         | 55,878.31                  |                       |                      |
| 440 Rentals   |                         | 240,103.47                 |                       |                      |
| <b>Total Purchased Property Services</b>                          |                         | <b>295,981.78</b>          |                       |                      |
| <b>500 <u>Other Purchased Services</u></b>                        |                         |                            |                       |                      |
| 530 Communications  |                         | 70,902.74                  |                       |                      |
| 540 Advertising   |                         | 9,401.86                   |                       |                      |
| 550 Printing & Binding  |                         | 2,546.30                   |                       |                      |
| 580 Travel  | 27.08                   | 13,272.26                  |                       |                      |
| <b>Total Other Purchased Services</b>                             | <b>27.08</b>            | <b>96,123.16</b>           |                       |                      |
| <b>600 <u>Supplies</u></b>  |                         |                            |                       |                      |
| 610 General Supplies  |                         | 202,559.34                 |                       |                      |
| 640 Books & Periodicals   |                         | 18.26                      |                       |                      |
| <b>Total Supplies</b>   |                         | <b>202,577.60</b>          |                       |                      |
| <b>700 <u>Property</u></b>  |                         |                            |                       |                      |
| 750 Equipment - Original & Additional                             |                         | 1,447.43                   |                       |                      |
| 760 Equipment - Replacement                                       |                         | 3,121.64                   |                       |                      |
| <b>Total Property</b>   |                         | <b>4,569.07</b>            |                       |                      |
| <b>800 <u>Other Objects</u></b>                                   |                         |                            |                       |                      |
| <b>Total Other Objects</b>  | <b>150.00</b>           | <b>12,483.00</b>           |                       |                      |
| <b>Total 2800 Central</b>   | <b><u>24,069.73</u></b> | <b><u>1,802,674.70</u></b> |                       |                      |

|   | <u>Federal</u> | <u>Total</u>            | <u>BEF Elementary</u> | <u>BEF Secondary</u> |
|---|----------------|-------------------------|-----------------------|----------------------|
| 2900 Other Support Services                   |                |                         |                       |                      |
| 500 <u>Other Purchased Services</u>           |                |                         |                       |                      |
| 595 Intermediate Unit Payments by Withholding |                | 55,555.14               |                       |                      |
| <b>Total Other Purchased Services</b>         |                | <b>55,555.14</b>        |                       |                      |
| <b>Total 2900 Other Support Services</b>      |                | <b><u>55,555.14</u></b> |                       |                      |

|   | <u>Federal</u>         | <u>Total</u>               | <u>BEF Elementary</u> | <u>BEF Secondary</u> |
|---|------------------------|----------------------------|-----------------------|----------------------|
| <b>3000 Operation of Noninstructional Services</b>                |                        |                            |                       |                      |
| <b>100 <u>Personnel Services-Salaries</u></b>                     |                        |                            |                       |                      |
| <b>Total Personnel Services-Salaries</b>                          |                        | <b>577,059.14</b>          |                       |                      |
| <b>200 <u>Personnel Services-Employee Benefits</u></b>            |                        |                            |                       |                      |
| 210 Grp Ins - Contracted Provider                                 |                        | 400.80                     |                       |                      |
| 220 Social Security Contributions                                 |                        | 43,171.86                  |                       |                      |
| 230 PSERS Retirement Contributions                                |                        | 49,339.08                  |                       |                      |
| 270 Grp Ins - Self Insurance                                      |                        | 29,044.08                  |                       |                      |
| <b>Total Personnel Services-Employee Benefits</b>                 |                        | <b>121,955.82</b>          |                       |                      |
| <b>300 <u>Purchased Professional &amp; Technical Services</u></b> |                        |                            |                       |                      |
| <b>Total Purchased Professional &amp; Technical Services</b>      | <b>1,835.00</b>        | <b>136,058.08</b>          |                       |                      |
| <b>400 <u>Purchased Property Services</u></b>                     |                        |                            |                       |                      |
| 410 Cleaning Services   |                        | 5,877.81                   |                       |                      |
| 430 Repairs and Maintenance                                       |                        | 9,102.75                   |                       |                      |
| 440 Rentals   |                        | 8,805.96                   |                       |                      |
| <b>Total Purchased Property Services</b>                          |                        | <b>23,786.52</b>           |                       |                      |
| <b>500 <u>Other Purchased Services</u></b>                        |                        |                            |                       |                      |
| 510 Student Transportation Services                               |                        | 106,559.37                 |                       |                      |
| 550 Printing & Binding  | 500.00                 | 500.00                     |                       |                      |
| 580 Travel  | 154.29                 | 6,705.92                   |                       |                      |
| <b>Total Other Purchased Services</b>                             | <b>654.29</b>          | <b>113,765.29</b>          |                       |                      |
| <b>600 <u>Supplies</u></b>  |                        |                            |                       |                      |
| 610 General Supplies  | 4,700.48               | 68,960.90                  |                       |                      |
| 620 Energy  |                        | 610.07                     |                       |                      |
| 630 Food  | 836.70                 | 1,021.81                   |                       |                      |
| <b>Total Supplies</b>   | <b>5,537.18</b>        | <b>70,592.78</b>           |                       |                      |
| <b>700 <u>Property</u></b>  |                        |                            |                       |                      |
| 750 Equipment - Original & Additional                             |                        | 3,152.46                   |                       |                      |
| 760 Equipment - Replacement                                       |                        | 11,355.11                  |                       |                      |
| <b>Total Property</b>   |                        | <b>14,507.57</b>           |                       |                      |
| <b>800 <u>Other Objects</u></b>                                   |                        |                            |                       |                      |
| <b>Total Other Objects</b>  |                        | <b>38,311.18</b>           |                       |                      |
| <b>Total 3000 Operation of Noninstructional Services</b>          | <b><u>8,026.47</u></b> | <b><u>1,096,036.38</u></b> |                       |                      |

|   | <u>Federal</u> | <u>Total</u>               | <u>BEF Elementary</u> | <u>BEF Secondary</u> |
|---|----------------|----------------------------|-----------------------|----------------------|
| <b>3200 Student Activities</b>                                    |                |                            |                       |                      |
| <b>100 <u>Personnel Services-Salaries</u></b>                     |                |                            |                       |                      |
| <b>Total Personnel Services-Salaries</b>                          |                | <b>577,059.14</b>          |                       |                      |
| <b>200 <u>Personnel Services-Employee Benefits</u></b>            |                |                            |                       |                      |
| 210 Grp Ins - Contracted Provider                                 |                | 400.80                     |                       |                      |
| 220 Social Security Contributions                                 |                | 43,171.86                  |                       |                      |
| 230 PSERS Retirement Contributions                                |                | 49,339.08                  |                       |                      |
| 270 Grp Ins - Self Insurance                                      |                | 29,044.08                  |                       |                      |
| <b>Total Personnel Services-Employee Benefits</b>                 |                | <b>121,955.82</b>          |                       |                      |
| <b>300 <u>Purchased Professional &amp; Technical Services</u></b> |                |                            |                       |                      |
| <b>Total Purchased Professional &amp; Technical Services</b>      |                | <b>133,723.08</b>          |                       |                      |
| <b>400 <u>Purchased Property Services</u></b>                     |                |                            |                       |                      |
| 410 Cleaning Services   |                | 5,877.81                   |                       |                      |
| 430 Repairs and Maintenance                                       |                | 9,102.75                   |                       |                      |
| 440 Rentals   |                | 8,805.96                   |                       |                      |
| <b>Total Purchased Property Services</b>                          |                | <b>23,786.52</b>           |                       |                      |
| <b>500 <u>Other Purchased Services</u></b>                        |                |                            |                       |                      |
| 510 Student Transportation Services                               |                | 106,559.37                 |                       |                      |
| 580 Travel  |                | 6,551.63                   |                       |                      |
| <b>Total Other Purchased Services</b>                             |                | <b>113,111.00</b>          |                       |                      |
| <b>600 <u>Supplies</u></b>  |                |                            |                       |                      |
| 610 General Supplies  |                | 64,260.42                  |                       |                      |
| 620 Energy  |                | 610.07                     |                       |                      |
| 630 Food  |                | 68.86                      |                       |                      |
| <b>Total Supplies</b>   |                | <b>64,939.35</b>           |                       |                      |
| <b>700 <u>Property</u></b>  |                |                            |                       |                      |
| 750 Equipment - Original & Additional                             |                | 3,152.46                   |                       |                      |
| 760 Equipment - Replacement                                       |                | 11,355.11                  |                       |                      |
| <b>Total Property</b>   |                | <b>14,507.57</b>           |                       |                      |
| <b>800 <u>Other Objects</u></b>                                   |                |                            |                       |                      |
| <b>Total Other Objects</b>  |                | <b>37,891.32</b>           |                       |                      |
| <b>Total 3200 Student Activities</b>                              |                | <b><u>1,086,973.80</u></b> |                       |                      |



|   | <u>Federal</u>         | <u>Total</u>           | <u>BEF Elementary</u> | <u>BEF Secondary</u> |
|---|------------------------|------------------------|-----------------------|----------------------|
| <b>3300 Community Services</b>                                    |                        |                        |                       |                      |
| <b>300 <u>Purchased Professional &amp; Technical Services</u></b> |                        |                        |                       |                      |
| <b>Total Purchased Professional &amp; Technical Services</b>      | <b>1,835.00</b>        | <b>2,335.00</b>        |                       |                      |
| <b>500 <u>Other Purchased Services</u></b>                        |                        |                        |                       |                      |
| 550 Printing & Binding  | 500.00                 | 500.00                 |                       |                      |
| 580 Travel  | 154.29                 | 154.29                 |                       |                      |
| <b>Total Other Purchased Services</b>                             | <b>654.29</b>          | <b>654.29</b>          |                       |                      |
| <b>600 <u>Supplies</u></b>  |                        |                        |                       |                      |
| 610 General Supplies  | 4,700.48               | 4,700.48               |                       |                      |
| 630 Food  | 836.70                 | 952.95                 |                       |                      |
| <b>Total Supplies</b>   | <b>5,537.18</b>        | <b>5,653.43</b>        |                       |                      |
| <b>Total 3300 Community Services</b>                              | <b><u>8,026.47</u></b> | <b><u>8,642.72</u></b> |                       |                      |

3400 Scholarships and Awards

800 Other Objects

Total Other Objects

Total 3400 Scholarships and Awards

Federal

Total

BEF Elementary

BEF Secondary

419.86

419.86

**4000 Facilities Acquisition, Const. and Improve. Svcs.**

|   | <u>Federal</u> | <u>Total</u>             | <u>BEF Elementary</u> | <u>BEF Secondary</u> |
|---|----------------|--------------------------|-----------------------|----------------------|
| <b>400 <u>Purchased Property Services</u></b>                       |                |                          |                       |                      |
| 430 Repairs and Maintenance   |                | 96,459.71                |                       |                      |
| 450 Construction Services   |                | 8,885.00                 |                       |                      |
| <b>Total Purchased Property Services</b>                            |                | <b>105,344.71</b>        |                       |                      |
| <b>700 <u>Property</u></b>  |                |                          |                       |                      |
| 710 Land and Improvements   |                | 5,800.00                 |                       |                      |
| 720 Buildings   |                | 20,489.86                |                       |                      |
| 760 Equipment - Replacement   |                | 2,798.00                 |                       |                      |
| <b>Total Property</b>   |                | <b>29,087.86</b>         |                       |                      |
| <b>Total 4000 Facilities Acquisition, Const. and Improve. Svcs.</b> |                | <b><u>134,432.57</u></b> |                       |                      |

4200 Existing Site Improvement Services

700 Property

710 Land and Improvements

Total Property

Total 4200 Existing Site Improvement Services

Federal

Total

BEF Elementary

BEF Secondary

5,800.00

**5,800.00**

**5,800.00**

**4500 Bldg. Acquisition & Const. Svcs. - Orig & Addtl.**

**400 Purchased Property Services**

430 Repairs and Maintenance

**Total Purchased Property Services**

**700 Property**

720 Buildings

**Total Property**

**Total 4500 Bldg. Acquisition & Const. Svcs. - Orig & Addtl.**

| <u>Federal</u> | <u>Total</u>            | <u>BEF Elementary</u> | <u>BEF Secondary</u> |
|----------------|-------------------------|-----------------------|----------------------|
|                | 46,751.71               |                       |                      |
|                | <b>46,751.71</b>        |                       |                      |
|                | 20,489.86               |                       |                      |
|                | <b>20,489.86</b>        |                       |                      |
|                | <b><u>67,241.57</u></b> |                       |                      |

|  | <u>Federal</u> | <u>Total</u>            | <u>BEF Elementary</u> | <u>BEF Secondary</u> |
|--|----------------|-------------------------|-----------------------|----------------------|
| <b>4600 Existing Building Improvement Services</b>       |                |                         |                       |                      |
| <b>400 <u>Purchased Property Services</u></b>            |                |                         |                       |                      |
| 430 Repairs and Maintenance                              |                | 49,708.00               |                       |                      |
| 450 Construction Services                                |                | 8,885.00                |                       |                      |
| <b>Total Purchased Property Services</b>                 |                | <b>58,593.00</b>        |                       |                      |
| <b>700 <u>Property</u></b>                               |                |                         |                       |                      |
| 760 Equipment - Replacement                              |                | 2,798.00                |                       |                      |
| <b>Total Property</b>                                    |                | <b>2,798.00</b>         |                       |                      |
| <b>Total 4600 Existing Building Improvement Services</b> |                | <b><u>61,391.00</u></b> |                       |                      |

|   | <u>Total</u>                |
|---|-----------------------------|
| <b>5000 Other Expenditures and Financing Uses</b>       |                             |
| <b>800 Other Objects</b>                                |                             |
| 830 Interest  | 2,803,329.38                |
| 880 Refund of Prior Year's Receipts                     | 6,946.31                    |
| <b>Total Other Objects</b>                              | <b>2,810,275.69</b>         |
| <b>900 Other Financing Uses</b>                         |                             |
| 910 Redemption of Principal                             | 3,485,000.00                |
| 930 Fund Transfers                                      | 5,302,903.20                |
| <b>Total Other Financing Uses</b>                       | <b>8,787,903.20</b>         |
| <b>Total 5000 Other Expenditures and Financing Uses</b> | <b><u>11,598,178.89</u></b> |

**5100 Debt Service, Other Expenditures and Fin Uses**

**800 Other Objects**

830 Interest

880 Refund of Prior Year's Receipts

**Total Other Objects**

**900 Other Financing Uses**

910 Redemption of Principal

**Total Other Financing Uses**

**Total 5100 Debt Service, Other Expenditures and Fin Uses**

| <u>Federal</u> | <u>Total</u>               | <u>BEF Elementary</u> | <u>BEF Secondary</u> |
|----------------|----------------------------|-----------------------|----------------------|
|                | 2,803,329.38               |                       |                      |
|                | 6,946.31                   |                       |                      |
|                | <b>2,810,275.69</b>        |                       |                      |
|                | 3,485,000.00               |                       |                      |
|                | <b>3,485,000.00</b>        |                       |                      |
|                | <b><u>6,295,275.69</u></b> |                       |                      |



|                                   | <u>Federal</u> | <u>Total</u>               | <u>BEF Elementary</u> | <u>BEF Secondary</u> |
|-----------------------------------|----------------|----------------------------|-----------------------|----------------------|
| <b>5110 Debt Service</b>          |                |                            |                       |                      |
| <b>800 Other Objects</b>          |                |                            |                       |                      |
| 830 Interest                      |                | 2,794,457.85               |                       |                      |
| <b>Total Other Objects</b>        |                | <b>2,794,457.85</b>        |                       |                      |
| <b>900 Other Financing Uses</b>   |                |                            |                       |                      |
| 910 Redemption of Principal       |                | 3,485,000.00               |                       |                      |
| <b>Total Other Financing Uses</b> |                | <b>3,485,000.00</b>        |                       |                      |
| <b>Total 5110 Debt Service</b>    |                | <b><u>6,279,457.85</u></b> |                       |                      |

5130 Refund of Prior Years' Revenues/Receipts

800 Other Objects

880 Refund of Prior Year's Receipts

Total Other Objects

Total 5130 Refund of Prior Years' Revenues/Receipts

Federal

Total

BEF Elementary

BEF Secondary

6,946.31

**6,946.31**

**6,946.31**

5140 Short Term Borrowing – Interests and Costs

800 Other Objects

830 Interest

Total Other Objects

Total 5140 Short Term Borrowing – Interests and Costs

Federal

Total

BEF Elementary

BEF Secondary

8,871.53

**8,871.53**

**8,871.53**

|   | <u>Federal</u> | <u>Total</u>               | <u>BEF Elementary</u> | <u>BEF Secondary</u> |
|---|----------------|----------------------------|-----------------------|----------------------|
| 5200 Interfund Transfers Out              |                |                            |                       |                      |
| 900 <u>Other Financing Uses</u>           |                |                            |                       |                      |
| 930 Fund Transfers                        |                | 5,302,903.20               |                       |                      |
| <b>Total Other Financing Uses</b>         |                | <b>5,302,903.20</b>        |                       |                      |
| <b>Total 5200 Interfund Transfers Out</b> |                | <b><u>5,302,903.20</u></b> |                       |                      |

**5230 Capital Projects Fund Transfers**

**900 Other Financing Uses**

932 Capitl Resrv Fnd Transf (Sec 1431 Muni Code)

939 Other Fund Transfers

**Total Other Financing Uses**

**Total 5230 Capital Projects Fund Transfers**

| <u>Federal</u> | <u>Total</u>               | <u>BEF Elementary</u> | <u>BEF Secondary</u> |
|----------------|----------------------------|-----------------------|----------------------|
|                | 2,094,880.00               |                       |                      |
|                | 3,013,828.96               |                       |                      |
|                | <b>5,108,708.96</b>        |                       |                      |
|                | <b><u>5,108,708.96</u></b> |                       |                      |

5250 Enterprise Fund Transfers  
    900 Other Financing Uses  
        930 Fund Transfers  
    Total Other Financing Uses  
Total 5250 Enterprise Fund Transfers

| <u>Federal</u> | <u>Total</u>             | <u>BEF Elementary</u> | <u>BEF Secondary</u> |
|----------------|--------------------------|-----------------------|----------------------|
|                | 194,194.24               |                       |                      |
|                | <b>194,194.24</b>        |                       |                      |
|                | <b><u>194,194.24</u></b> |                       |                      |

| Governmental Funds<br><br>Debt Category      | Debt Issue Date<br>(MM/YYYY) | Principal Amounts Only           |                  |                         |                            | Current Portion Due Within One Year (Principal and Interest) | Interest Paid During Fiscal Year |
|--|------------------------------|----------------------------------|------------------|-------------------------|----------------------------|--|----------------------------------|
|  |                              | Debt at Beginning of Fiscal Year | Additions        | Reductions / Repayments | Debt at End of Fiscal Year |  |                                  |
| <b>Other Post-Employment Benefits (OPEB)</b> |                              | 1,086,569                        | 434,178          | 297,045                 | 1,223,702                  | 0  | 0                                |
| <b>Compensated Absences</b>                  |                              | 1,490,497                        | 1,005,583        | 978,773                 | 1,517,307                  | 0  | 0                                |
| <b>General Obligation Bonds - (CIB)</b>      | 03/ 2005                     | 18,965,000                       | 0                | 1,525,000               | 17,440,000                 | 2,295,863  | 770,863                          |
| <b>General Obligation Bonds - (CIB)</b>      | 08/ 2009                     | 6,080,000                        | 0                | 1,460,000               | 4,620,000                  | 1,634,159  | 168,815                          |
| <b>General Obligation Bonds - (CIB)</b>      | 09/ 2009                     | 9,955,000                        | 0                | 160,000                 | 9,795,000                  | 476,638  | 316,638                          |
| <b>General Obligation Bonds - (CIB)</b>      | 12/ 2011                     | 26,680,000                       | 0                | 250,000                 | 26,430,000                 | 1,548,975  | 1,298,975                        |
| <b>General Obligation Bonds - (CIB)</b>      | 04/ 2012                     | 9,715,000                        | 0                | 85,000                  | 9,630,000                  | 282,986  | 197,986                          |
| <b>General Obligation Bonds - (CIB)</b>      | 06/ 2012                     | 2,805,000                        | 0                | 5,000                   | 2,800,000                  | 461,810  | 41,181                           |
| <b>Totals for Debt Entered:</b>              |                              | <b>76,777,066</b>                | <b>1,439,761</b> | <b>4,760,818</b>        | <b>73,456,009</b>          | <b>6,700,431</b>   | <b>2,794,458</b>                 |

(PRINCIPAL AMOUNTS ONLY)

| ALL GOVERNMENTAL FUND TYPES                | Short-Term Borrowing | General Obligation Bonds | Authority Building Obligations | Other Long-Term Debt | Other Post Employment Benefits (OPEB) | Compensated Absences | Total      |
|--|----------------------|--------------------------|--------------------------------|----------------------|---------------------------------------|----------------------|------------|
| 1 Debt at Beginning of Fiscal Year         |                      | 74,200,000               |                                |                      | 1,086,569                             | 1,490,497            | 76,777,066 |
| 2 Additional Debt Incurred During Year     |                      |                          |                                |                      | 434,178                               | 1,005,583            | 1,439,761  |
| 3 Retirements and Repayments               |                      | 3,485,000                |                                |                      | 297,045                               | 978,773              | 4,760,818  |
| 4 Debt at End of Fiscal Year               |                      | 70,715,000               |                                |                      | 1,223,702                             | 1,517,307            | 73,456,009 |
| 5 Accreted Interest at End Of Fiscal Year  |                      |                          |                                |                      |                                       |                      |            |
| 6 Total Debt and Accreted Interest         |                      | 70,715,000               |                                |                      | 1,223,702                             | 1,517,307            | 73,456,009 |
| 7 Current Portion P&I - Due within 1 year  |                      | 6,700,431                |                                |                      |                                       |                      | 6,700,431  |
| 8 Interest Paid during current fiscal year |                      | 2,794,458                |                                |                      |                                       |                      | 2,794,458  |

(PRINCIPAL AMOUNTS ONLY)

| ALL PROPRIETARY FUND TYPES                 | Short-Term Borrowing | General Obligation Bonds | Authority Building Obligations | Other Long-Term Debt | Other Post Employment Benefits (OPEB) | Compensated Absences | Total |
|--|----------------------|--------------------------|--------------------------------|----------------------|---------------------------------------|----------------------|-------|
| 1 Debt at Beginning of Fiscal Year         |                      |                          |                                |                      |                                       |                      |       |
| 2 Additional Debt Incurred During Year     |                      |                          |                                |                      |                                       |                      |       |
| 3 Retirements and Repayments               |                      |                          |                                |                      |                                       |                      |       |
| 4 Debt at End of Fiscal Year               |                      |                          |                                |                      |                                       |                      |       |
| 5 Accreted Interest at End Of Fiscal Year  |                      |                          |                                |                      |                                       |                      |       |
| 6 Total Debt and Accreted Interest         |                      |                          |                                |                      |                                       |                      |       |
| 7 Current Portion P&I - Due within 1 year  |                      |                          |                                |                      |                                       |                      |       |
| 8 Interest Paid during current fiscal year |                      |                          |                                |                      |                                       |                      |       |



**Total Principal and Interest Payments Made by Your School - All Funds**  
 (Include Payments From All Funds)

**TOTAL DEBT SERVICE PAYMENTS**

| Function  | Fund | Principal<br>(910) | Principal<br>(920) | Interest<br>(830) | Total<br>(Principal +<br>Interest) | Miscellaneous<br>Other Uses<br>(990) |
|---|------|--------------------|--------------------|-------------------|------------------------------------|--------------------------------------|
| 5110  | 10   | General            | 3,485,000          |                   | 2,794,458                          | 6,279,458                            |
| 5110  | 20   | Special Revenue    |                    |                   |                                    |                                      |
| 5110  | 30   | Capital Projects   |                    |                   |                                    |                                      |
| 5110  | 40   | Debt Services      |                    |                   |                                    |                                      |
| 5120  | 10   | General            |                    |                   |                                    |                                      |
| 5120  | 20   | Special Revenue    |                    |                   |                                    |                                      |
| 5120  | 30   | Capital Projects   |                    |                   |                                    |                                      |
| 5120  | 40   | Debt Services      |                    |                   |                                    |                                      |
| <b>Total Debt Payments - Governmental Funds</b> |      |                    | <b>3,485,000</b>   | <b>2,794,458</b>  | <b>6,279,458</b>                   |                                      |
| <hr/>   |      |                    |                    |                   |                                    |                                      |
| 5110  | 50   | Enterprise         |                    |                   |                                    |                                      |
| 5110  | 60   | Internal Service   |                    |                   |                                    |                                      |
| 5120  | 50   | Enterprise         |                    |                   |                                    |                                      |
| 5120  | 60   | Internal Service   |                    |                   |                                    |                                      |
| <b>Total Debt Payments - Proprietary Funds</b>  |      |                    |                    |                   |                                    |                                      |
| <hr/>   |      |                    |                    |                   |                                    |                                      |

**Tuition Paid to Other LEAs During Fiscal Year**

|   | <b>Amount</b>       |
|---|---------------------|
| Tuition Reported in General Fund Expenditures 1000-560                | 3,996,042.03        |
| Purchased Services in General Fund Expenditures 1000-594 and 1000-597 | 1,466.66            |
|   | <hr/>               |
| <b>Total</b>  | <b>3,997,508.69</b> |
|   | <hr/> <hr/>         |

**Tuition Paid to Institution Types During Fiscal Year**

|  | <b>Tuition Paid For<br/>Nonspecial Education</b> | <b>Tuition Paid For<br/>Special Education</b> |
|--|--|---|
| 1 1306 Institutions                              |  |   |
| 2 Institutionalized Children's Programs          |  | 1,466.66                                      |
| 3 Juveniles incarcerated in adult facilities     | 57,163.71  | 437,469.40                                    |
| 4 Residential Treatment Facilities               |  |   |
| 5 Other Local Education Agencies                 |  |   |
| 6 Brick and Mortar Charter Schools               | 17,403.00  |   |
| 7 Cyber Charter Schools                          | 879,084.73                                       | 323,851.34                                    |
| 8 Career and Technology Centers                  | 20,818.50  |   |
| 9 Approved Private Schools                       |  | 138,480.32                                    |
| 10 PA Chartered Schools for the Deaf and BI      |  |   |
| 11 Private Residential Rehabilitative Institutio | 53,420.26  | 44,049.96                                     |
| 12 Juvenile detention centers                    |  |   |
| 13 Special Program Jointures                     | 373,785.00                                       |   |
| 14 Other Tuition Not Included Elsewhere In T     | 148,134.70                                       | 1,502,381.11                                  |
|  | <hr/>  | <hr/>   |
| <b>Total Amounts Paid to Institutions</b>        | <b>1,549,809.90</b>                              | <b>2,447,698.79</b>                           |
|  | <hr/> <hr/>                                      | <hr/> <hr/>                                   |

**DO NOT INCLUDE FEDERAL EXPENDITURES**

| FUNCTION-OBJECT  | ELEMENTARY        | SECONDARY         | TOTAL               |
|------------------|-------------------|-------------------|---------------------|
| 1100-322         |                   | 731.50            | 731.50              |
| 1100-323         |                   |                   |                     |
| 1100-324         |                   |                   |                     |
| 1100-329         | 20,835.36         | 136,714.97        | 157,550.33          |
| <b>Total 320</b> | <b>20,835.36</b>  | <b>137,446.47</b> | <b>158,281.83</b>   |
| 1200-322         | 109,886.34        | 102,326.35        | 212,212.69          |
| 1200-323         | 137,226.96        | 126,671.04        | 263,898.00          |
| 1200-324         |                   |                   |                     |
| 1200-329         | 410,983.21        | 175,763.46        | 586,746.67          |
| <b>Total 320</b> | <b>658,096.51</b> | <b>404,760.85</b> | <b>1,062,857.36</b> |
| 1300-322         |                   |                   |                     |
| 1300-323         |                   |                   |                     |
| 1300-324         |                   | 199.00            | 199.00              |
| 1300-329         |                   |                   |                     |
| <b>Total 320</b> |                   | <b>199.00</b>     | <b>199.00</b>       |
| 2200-322         |                   |                   |                     |
| 2200-323         |                   |                   |                     |
| 2200-324         | 2,762.00          | 3,393.00          | 6,155.00            |
| 2200-329         | 382.50            | 1,021.00          | 1,403.50            |
| <b>Total 320</b> | <b>3,144.50</b>   | <b>4,414.00</b>   | <b>7,558.50</b>     |
| 2400-322         | 6,310.08          | 120.00            | 6,430.08            |
| 2400-323         |                   |                   |                     |
| 2400-324         | 90.00             |                   | 90.00               |
| 2400-329         |                   |                   |                     |
| <b>Total 320</b> | <b>6,400.08</b>   | <b>120.00</b>     | <b>6,520.08</b>     |
| 2450-322         |                   |                   |                     |
| 2450-323         |                   |                   |                     |
| 2450-324         |                   |                   |                     |
| 2450-329         |                   |                   |                     |
| <b>Total 320</b> |                   |                   |                     |
| 2900-322         |                   |                   |                     |
| 2900-323         |                   |                   |                     |
| 2900-324         |                   |                   |                     |
| 2900-329         |                   |                   |                     |
| <b>Total 320</b> |                   |                   |                     |

|   | <u>Elementary</u>        | <u>Secondary</u>         | <u>Total</u>             |
|---|--------------------------|--------------------------|--------------------------|
| <b>1243 Gifted Support</b>                        |                          |                          |                          |
| <b>100 Personnel Services-Salaries</b>            |                          |                          |                          |
| <b>Total Personnel Services-Salaries</b>          | <b>123,514.00</b>        | <b>107,674.98</b>        | <b>231,188.98</b>        |
| <b>200 Personnel Services-Employee Benefits</b>   |                          |                          |                          |
| 210 Grp Ins - Contracted Provider                 | 197.78                   | 177.90                   | 375.68                   |
| 220 Social Security Contributions                 | 9,179.91                 | 8,083.80                 | 17,263.71                |
| 230 PSERS Retirement Contributions                | 15,250.80                | 13,237.52                | 28,488.32                |
| 270 Grp Ins - Self Insurance                      | 18,958.18                | 12,196.72                | 31,154.90                |
| <b>Total Personnel Services-Employee Benefits</b> | <b>43,586.67</b>         | <b>33,695.94</b>         | <b>77,282.61</b>         |
| <b>500 Other Purchased Services</b>               |                          |                          |                          |
| 510 Student Transportation Services               | 344.16                   | 1,395.16                 | 1,739.32                 |
| 580 Travel  | 962.60                   |                          | 962.60                   |
| <b>Total Other Purchased Services</b>             | <b>1,306.76</b>          | <b>1,395.16</b>          | <b>2,701.92</b>          |
| <b>600 Supplies</b>                               |                          |                          |                          |
| 610 General Supplies                              | 166.27                   | 81.78                    | 248.05                   |
| 640 Books & Periodicals                           |                          | 29.85                    | 29.85                    |
| <b>Total Supplies</b>                             | <b>166.27</b>            | <b>111.63</b>            | <b>277.90</b>            |
| <b>800 Other Objects</b>                          |                          |                          |                          |
| <b>Total Other Objects</b>                        | <b>157.00</b>            | <b>462.00</b>            | <b>619.00</b>            |
| <b>Total 1243 Gifted Support</b>                  | <b><u>168,730.70</u></b> | <b><u>143,339.71</u></b> | <b><u>312,070.41</u></b> |

|  | <u>Elementary</u> | <u>Federal</u> | <u>Total</u>    | <u>BEF Elementary</u> | <u>BEF Secondary</u> |
|--|-------------------|----------------|-----------------|-----------------------|----------------------|
| 1280 Special Programs - Early Intervention Support         |                   |                |                 |                       |                      |
| 300 <u>Purchased Professional &amp; Technical Services</u> |                   |                |                 |                       |                      |
| Total Purchased Professional & Technical Services          | 9,720.55          |                | 9,720.55        |                       |                      |
| Total 1280 Special Programs - Early Intervention Support   | <u>9,720.55</u>   |                | <u>9,720.55</u> |                       |                      |

|   | <u>Elementary</u>        | <u>Secondary</u>         | <u>Federal</u> | <u>Total</u>             | <u>BEF Elementary</u> | <u>BEF Secondary</u> |
|---|--------------------------|--------------------------|----------------|--------------------------|-----------------------|----------------------|
| <b>2250 School Library Services</b>               |                          |                          |                |                          |                       |                      |
| <b>100 Personnel Services-Salaries</b>            |                          |                          |                |                          |                       |                      |
| <b>Total Personnel Services-Salaries</b>          | <b>316,524.67</b>        | <b>140,219.79</b>        |                | <b>456,744.46</b>        |                       |                      |
| <b>200 Personnel Services-Employee Benefits</b>   |                          |                          |                |                          |                       |                      |
| 210 Grp Ins - Contracted Provider                 | 1,124.10                 | 415.58                   |                | 1,539.68                 |                       |                      |
| 220 Social Security Contributions                 | 22,869.52                | 10,456.57                |                | 33,326.09                |                       |                      |
| 230 PSERS Retirement Contributions                | 38,254.14                | 16,981.57                |                | 55,235.71                |                       |                      |
| 240 Tuition Reimbursements                        | 375.00                   | 2,580.00                 |                | 2,955.00                 |                       |                      |
| 270 Grp Ins - Self Insurance                      | 82,219.50                | 21,088.70                |                | 103,308.20               |                       |                      |
| <b>Total Personnel Services-Employee Benefits</b> | <b>144,842.26</b>        | <b>51,522.42</b>         |                | <b>196,364.68</b>        |                       |                      |
| <b>500 Other Purchased Services</b>               |                          |                          |                |                          |                       |                      |
| 580 Travel  | 955.84                   | 72.67                    |                | 1,028.51                 |                       |                      |
| <b>Total Other Purchased Services</b>             | <b>955.84</b>            | <b>72.67</b>             |                | <b>1,028.51</b>          |                       |                      |
| <b>600 Supplies</b>                               |                          |                          |                |                          |                       |                      |
| 610 General Supplies                              | 542.08                   | 16,279.92                |                | 16,822.00                |                       |                      |
| 640 Books & Periodicals                           | 26,068.23                | 20,682.06                |                | 46,750.29                |                       |                      |
| <b>Total Supplies</b>                             | <b>26,610.31</b>         | <b>36,961.98</b>         |                | <b>63,572.29</b>         |                       |                      |
| <b>700 Property</b>                               |                          |                          |                |                          |                       |                      |
| 750 Equipment - Original & Additional             |                          | 1,415.94                 |                | 1,415.94                 |                       |                      |
| <b>Total Property</b>                             |                          | <b>1,415.94</b>          |                | <b>1,415.94</b>          |                       |                      |
| <b>Total 2250 School Library Services</b>         | <b><u>488,933.08</u></b> | <b><u>230,192.80</u></b> |                | <b><u>719,125.88</u></b> |                       |                      |

|  | <u>Total</u>           |
|--|------------------------|
| <b>2750 Nonpublic Transportation</b>       |                        |
| <b>500 <u>Other Purchased Services</u></b> |                        |
| 513 St Tr Svc-Contr Carrier                | 2,080.00               |
| <b>Total Other Purchased Services</b>      | <b>2,080.00</b>        |
| <b>Total 2750 Nonpublic Transportation</b> | <b><u>2,080.00</u></b> |

|      |  |          |
|------|--|----------|
| I.   | <u>Student Transportation Services for Educational Field Trips</u> | 1,402.27 |
| II.  | <u>Student Transportation Services for Student Activities</u>      | 7,681.78 |
| III. | <u>Rental of Vehicles for Student Transportation Services</u>      |          |
| IV.  | <u>Capital Reserve (Special Revenue) Fund</u>                      |          |

Include only district-owned transportation expenditures paid from State or local money.  
DO NOT include federal expenditures or payments to contract service providers.  
Contracted transportation services should not be recorded on this schedule.



| Function | Object | Amount | Function | Object | Amount | Function | Object | Amount |
|----------|--------|--------|----------|--------|--------|----------|--------|--------|
|----------|--------|--------|----------|--------|--------|----------|--------|--------|

NOTE: Only reimbursable encumbrances will be included in your Actual Instructional Expense calculation.

TOTAL ENCUMBRANCES:

**NOTE: Report expenditures that are paid out of the special revenue fund and/or capital project fund that would be considered reimbursable if they were made from the general fund. See Instructions.**

**NOTE: You Must Complete This Schedule If You Desire A Certified Restricted Indirect Cost Rate**

Expenditures considered allowable indirect costs for the listed functions, and a brief explanation of those expenditures.

| Function     | Indirect Costs<br>(General Fund<br>Only) | Termination or<br>Leave Payout<br>Salaries<br>Object 115 | Explanation                                   |
|--------------|--|--|---|
| 2300         |  |  | General Audit expenditures only               |
| 2310         |  |  | Business Manager expenditures coded to 2310** |
| 2500         |  |  |   |
| 2830         |  |  |   |
| 2840         |  |  |   |
| <b>Total</b> |  |  |   |

\*\* Function 2310 should only be used to report Business Manager related expenditures if the Business Manager also holds the position of Board Secretary.

| All Termination/Leave Payout<br>Salaries |        |
|--|--------|
| Function-Object                          | Amount |
| 1000-115                                 |        |
| 2000-115                                 |        |
| 3000-115                                 |        |
| <b>Total</b>                             |        |

On the schedule below, report the amount of expenditures by fund for the functions and objects listed. These expenditures are considered (1) unallowable as indirect costs and must be eliminated from the indirect cost calculation, (2) included in the base for allocation, or (3) are allowable as indirect costs but are not reported in the Annual Financial Report. All other expenditures used in the Indirect Cost Rate Computation are reported in the Annual Financial Report.

| General Fund Expenditures |        |
|---------------------------|--------|
| Function-Object           | Amount |
| 1000-322                  |        |
| 1000-323                  |        |
| 1200-594                  |        |
| 1200-597                  |        |
| 2300-820                  |        |
| 2500-432                  |        |
| 2500-810                  |        |
| 2900-595                  |        |
| 2900-596                  |        |
| 2990-899                  |        |

| Food Costs: Cafeteria or General<br>Fund |        |
|--|--------|
| Function-Object                          | Amount |
| 3100-571                                 |        |
| 3100-630                                 |        |

LEA acknowledges that calculation of a Restricted Indirect Cost Rate is not being requested for 2014 - 2015

LEA acknowledges there are no 2990-899 pass thru funds to report.

LEA acknowledges there are no Termination Leave Payout Salaries to report.

| <b>FUNCTION</b>                                      | <b>SPECIAL<br/>EDUCATION</b> | <b>NONSPECIAL<br/>EDUCATION</b> | <b>TOTAL</b>        |
|--|------------------------------|---------------------------------|---------------------|
| 2120 Guidance Services                               | 270,104.00                   | 1,530,591.75                    | 1,800,695.75        |
| 2140 Psychological Services                          | 39,744.00                    | 225,215.22                      | 264,959.22          |
| 2150 Speech Pathology And Audiology Services         | 22,109.00                    | 714,872.45                      | 736,981.45          |
| 2160 Social Work Services                            | 10,354.00                    | 58,670.10                       | 69,024.10           |
| 2260 Instruction and Curriculum Development Services | 106,481.00                   | 861,527.07                      | 968,008.07          |
| 2350 Legal and Accounting Services                   | 5,345.68                     | 108,376.91                      | 113,722.59          |
| 2420 Medical Services                                | 8,608.00                     | 278,317.74                      | 286,925.74          |
| 2440 Nursing Services                                | 98,891.00                    | 560,385.14                      | 659,276.14          |
| 2700 Student Transportation Services                 | 1,181,548.27                 | 1,930,701.12                    | 3,112,249.39        |
| <b>TOTAL</b>   | <b>1,743,184.95</b>          | <b>6,268,657.50</b>             | <b>8,011,842.45</b> |

**Benefits for Staff Relative to  
Collective Bargaining Agreements**

|                                 | <b>OBJECT</b>                                   | <b>COVERED</b>      | <b>NOT COVERED</b>  | <b>TOTAL</b>        |
|---------------------------------|---|---------------------|---------------------|---------------------|
| <b>10 General Fund</b>          |   |                     |                     |                     |
|                                 | 211 Medical Insurance                           |                     |                     |                     |
|                                 | 212 Dental Insurance                            |                     |                     |                     |
|                                 | 215 Eye Care Insurance                          | 26,054.66           | 17,386.30           | 43,440.96           |
|                                 | 216 Prescription Insurance                      |                     |                     |                     |
|                                 | 271 Self-Insurance Medical Health Benefits      | 3,106,625.83        | 1,776,406.35        | 4,883,032.18        |
|                                 | 272 Self-Insurance Dental Health Benefits       | 221,135.79          | 146,175.13          | 367,310.92          |
|                                 | 275 Self-Insurance Eye Care Health Benefits     |                     |                     |                     |
|                                 | 276 Self-Insurance Prescription Health Benefits |                     |                     |                     |
|                                 | <b>FUND TOTAL</b>                               | <b>3,353,816.28</b> | <b>1,939,967.78</b> | <b>5,293,784.06</b> |
| <b>50 Enterprise Fund</b>       |   |                     |                     |                     |
|                                 | 211 Medical Insurance                           |                     |                     |                     |
|                                 | 212 Dental Insurance                            |                     |                     |                     |
|                                 | 215 Eye Care Insurance                          |                     | 2,328.24            | 2,328.24            |
|                                 | 216 Prescription Insurance                      |                     |                     |                     |
|                                 | 271 Self-Insurance Medical Health Benefits      |                     | 141,712.23          | 141,712.23          |
|                                 | 272 Self-Insurance Dental Health Benefits       |                     | 19,709.24           | 19,709.24           |
|                                 | 275 Self-Insurance Eye Care Health Benefits     |                     |                     |                     |
|                                 | 276 Self-Insurance Prescription Health Benefits |                     |                     |                     |
|                                 | <b>FUND TOTAL</b>                               |                     | <b>163,749.71</b>   | <b>163,749.71</b>   |
| <b>60 Internal Service Fund</b> |   |                     |                     |                     |
|                                 | 211 Medical Insurance                           |                     |                     |                     |
|                                 | 212 Dental Insurance                            |                     |                     |                     |
|                                 | 215 Eye Care Insurance                          |                     |                     |                     |
|                                 | 216 Prescription Insurance                      |                     |                     |                     |
|                                 | 271 Self-Insurance Medical Health Benefits      |                     |                     |                     |
|                                 | 272 Self-Insurance Dental Health Benefits       |                     |                     |                     |
|                                 | 275 Self-Insurance Eye Care Health Benefits     |                     |                     |                     |
|                                 | 276 Self-Insurance Prescription Health Benefits |                     |                     |                     |
|                                 | <b>FUND TOTAL</b>                               |                     |                     |                     |
|                                 | <b>TOTAL FOR ALL FUNDS</b>                      | <b>3,353,816.28</b> | <b>2,103,717.49</b> | <b>5,457,533.77</b> |

**LEA acknowledges there were no ARRA funded expenditures**

| <u>General Fund Expenditures: Functions</u>    | 1000 | 2000 | 3100 | 3200 | 3300 | 4000 | Object Total |
|--|------|------|------|------|------|------|--------------|
| 100 Personnel Services-Salaries                |      |      |      |      |      |      |              |
| 200 Personnel Services-Employee Benefits       |      |      |      |      |      |      |              |
| 300 Purchased Professional & Technical Service |      |      |      |      |      |      |              |
| 400 Purchased Property Services                |      |      |      |      |      |      |              |
| 500 Other Purchased Services                   |      |      |      |      |      |      |              |
| 600 Supplies                                   |      |      |      |      |      |      |              |
| 700 Property                                   |      |      |      |      |      |      |              |
| 810 Dues And Fees                              |      |      |      |      |      |      |              |
| 820 Claims and Judgments Against the LEA       |      |      |      |      |      |      |              |
| 890 Miscellaneous Expenditures                 |      |      |      |      |      |      |              |

**Total GF Expenditures: Functions**

| <u>General Fund Expenditures: Sub Functions</u> | 1500 | 1600 | 1700 | 2280 | 2450 | 2750 | Object Total |
|---|------|------|------|------|------|------|--------------|
| 100 Personnel Services-Salaries                 |      |      |      |      |      |      |              |
| 200 Personnel Services-Employee Benefits        |      |      |      |      |      |      |              |
| 300 Purchased Professional & Technical Service  |      |      |      |      |      |      |              |
| 400 Purchased Property Services                 |      |      |      |      |      |      |              |
| 500 Other Purchased Services                    |      |      |      |      |      |      |              |
| 600 Supplies                                    |      |      |      |      |      |      |              |
| 700 Property                                    |      |      |      |      |      |      |              |
| 810 Dues And Fees                               |      |      |      |      |      |      |              |
| 820 Claims and Judgments Against the LEA        |      |      |      |      |      |      |              |
| 890 Miscellaneous Expenditures                  |      |      |      |      |      |      |              |

**Total GF Expenditures: Sub Functions**

| <u>Enterprise Fund Expenses</u>                | Fund 51 | Funds 52-58 | Account Total |
|--|---------|-------------|---------------|
| 100 Salaries                                   |         |             |               |
| 200 Employee Benefits                          |         |             |               |
| 300 Purchased Professional and Technical Servi |         |             |               |
| 400 Purchased Property Services                |         |             |               |
| 500 Other Purchased Service                    |         |             |               |
| 600 Supplies                                   |         |             |               |
| 700 Property                                   |         |             |               |
| 810 Dues and Fees                              |         |             |               |
| 820 Claims and Judgments Against the LEA       |         |             |               |
| 890 Other Operating Expenditures               |         |             |               |

**Total Enterprise Fund Expenses**

| <b>Amount Description</b>                                    | <b>Amount</b> |
|--|---------------|
| Total Salary Base for salaries subject to PSERS withholding  | 28,856,000.73 |
| Total Federally Funded salaries subject to PSERS withholding | 627,716.95    |